

[Pick the date]

ENDURANCE RIDE INFORMATION CENTER V2



Eric Rueter

Eric@FleetFootFarm.com

865.986.5966(H)

865.599.3594(C)

Endurance Ride Information Center (ERIC)

Version 2

When I started this project, ERIC V1 was already at release level 7 or 8. I wanted to see how much further I could help Ride Managers (especially myself!). At that time, I was not only acting as my own Ride Secretary for the Big South Fork Endurance Ride, I was volunteering as a Ride Secretary at several other rides during the year. Doing this has led me to believe that no Ride Manager should ever act as their own Ride Secretary – specifically during the ride, but that is a subject for a different time.

My first task was to improve the way we track equine identifications and competitor's membership. I have added a way to input unlimited equine registrations and registration numbers, along with multiple competitor memberships and membership numbers. Once entered, these IDs are stored with the equine or AERC member, so they will be available to you at the next ride. I hope, in the near future, to develop a way to collect those external IDs in a central repository and be able to distribute them in a way similar to how we update AERC Membership and Horses.

Next, I realized that if I added one more process or report, the ERIC Main Menu (the first screen you see) would explode! So, I decided to put a new skin on the application, and to divide the major functions into smaller more manageable Menus. This should allow the application to grow even more over time.

I had already written two special purpose sub-applications based on ERIC V1, that I thought some of you might want to use, so I have incorporated both TeamERIC -a way to track and place Team competitions- and LeaderBoard –a way to in real-time show individual and team placings, into ERIC V2. I believe that I have also added enough “data” to eventually report Ride & Tie and FEI rides, but I have not added the “processes”.

There are additional changes that have been made. Such as: Adding a “Group Entry” field to the Competitors screen. Adding a place to enter expenses and an Income Statement Report – even though a lot of RMs probably do not want to know what the bottom line is! A way for the user to change, add or delete some of the lookup type values (such as Horse Registries and Membership Organizations), without the need for a new “FIX”. A process was added for multiple computers to share the data simultaneously. There is more, along with everything that has been incorporated in ERIC Version 1 Release 9.

So that's the new stuff, what are the basics for first timers?

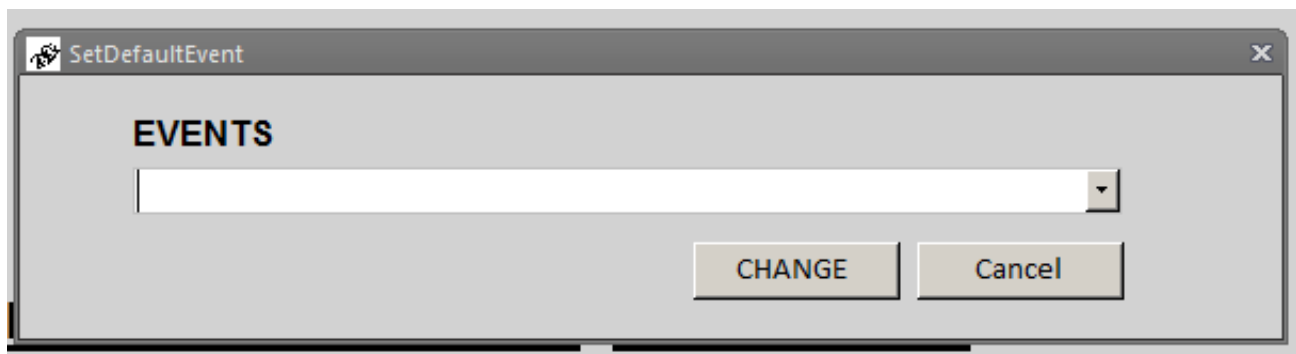
I learned very early in my IT career that the best place to find and correct mistakes is when they are initially made. That is one of the primary functions of this application – catching errors when they are made. If you create correct input, then the reports you can produce during and after the Event, are going to be right! Therefore, this system uses a current list of AERC Members and AERC Horses. If you are creating an entry and you enter the rider's AERC number **THAT** is the time to find out if they are current with their dues, and that the number matches the name. *NOT* when the ride is complete, everyone has gone home, and you are up at mid-night trying to enter the ride results into

the AERC website. The same goes for the horse. The second area that I have had many problems with is tracking the adding and scratching on riders and horses. All that paper and confusion needed to be simplified and organized. The last area that needed to be conquered was the reporting of results and awards. By the end of a day, I am way too tired to read hand writing, so nice, big type was a must!

The short course on using the application is you do a little setup of static values, enter the competitors, record the finish times, and print the reports. Sounds simple, right? The biggest problem with automation and developing applications is that for every feature you add, you will add a layer of complication. If your Event has fewer than 30 competitors, is one day and one or two distances, then pen and paper will do just fine. In my opinion, when you start having more than the above, you need help. That is when you need to look at putting ERIC in your ride office.

Please look this over, "Kick the tires" and make suggestions. Let me know if you find problems -- just laugh quietly. Over the next few pages I will try to go screen by screen and explain what each panel, does and what is expected.

Before we get started, some overall application basics: All ICONS are clickable, as are the labels below them. The application now stores the last Event visited and the last ride visited, so you do not have to re-enter them when you start up the application or return to a ride related process. When you need to change the Default Event or Default Ride, press the **Change Default Event** or **Change Default Ride** Buttons. A pop-up window will appear similar to:



Press the Drop Down, Select the Event / Ride you wish to change to and press the **CHANGE** button.

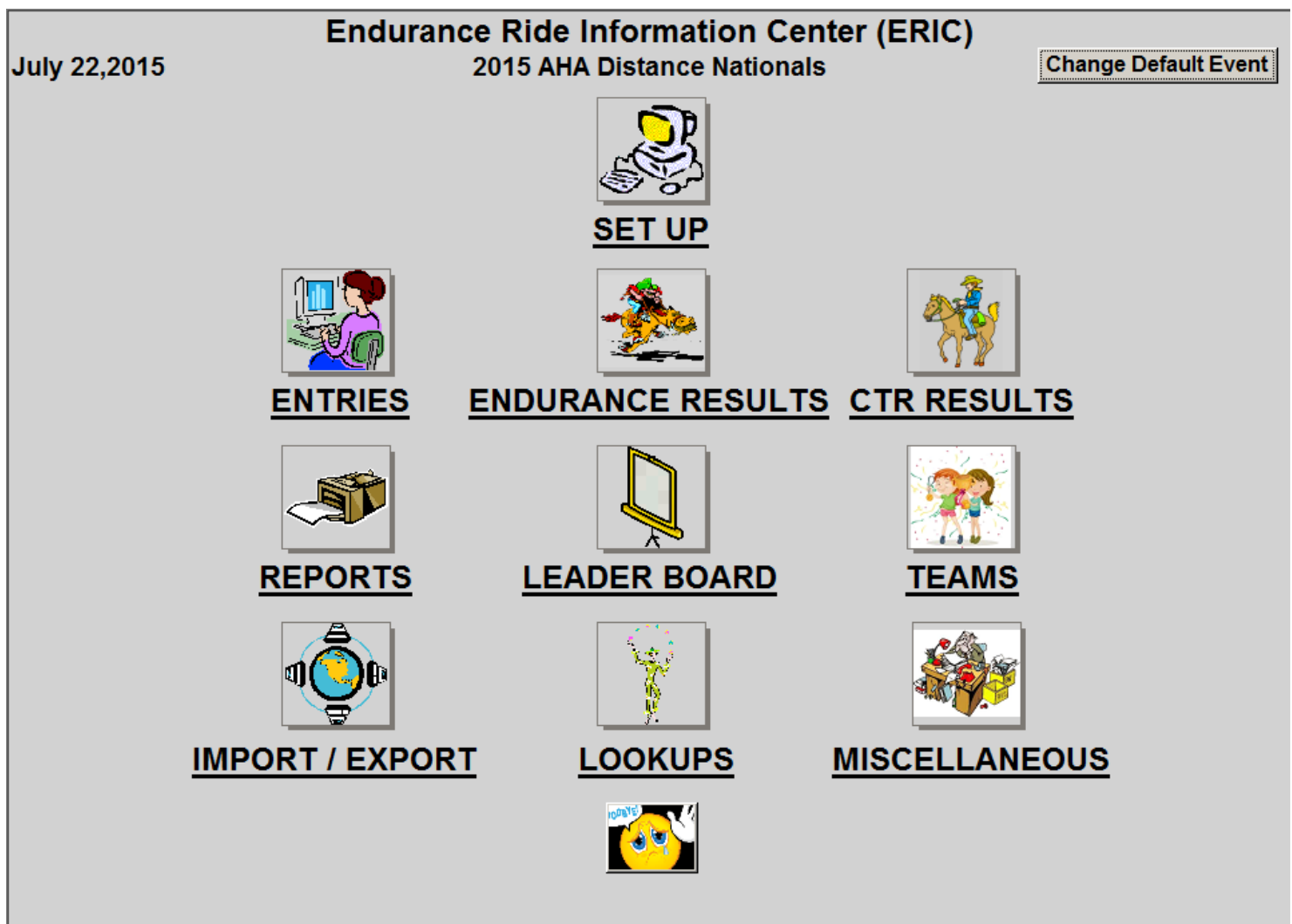
When a field label is **RED** then you should consider that field mandatory. If the field label is **BLACK** then the field can be considered optional, but the final call on optional fields is yours.

To get started Click on the ERIC V2 ICON



your desktop.

When you click on the ERIC ICON you should get the following screen:



This is known as the ERIC Main Menu screen. When you download the application, it may or may not have some pre-existing events. You will need to go to **SETUP** to create your new Event. **ENTRIES** is where you will add and modify competitors and their ride entries. **ENDURANCE RESULTS** is a menu where you can enter AERC associated interim and final result information. **CTR RESULTS** allows you to record the results of AHA and UMECRA CTRs. **REPORTS** is where you go to run the reports that can be generated. **LEADER BOARD** is a menu that runs the LeaderBoard sub-application. **TEAMS** will incorporate the TeamERIC sub-application (not yet active). **IMPORT / EXPORT** is menu where you can import new information in and export results. **LOOKUPS** is a menu where you can choose to locate and update individual AERC Hoses and Members and modify the lists of lookup values used by the application. **MISCELLANEOUS** is a menu that contains one-off processes. The last ICON is to exit the application.





You need to start with the **SETUP**. Double-Clicking either the label or the ICON will bring you the following screen.

EVENTS

Endurance Ride Information Center (ERIC)

July 27, 2015 2015 AHA Distance Nationals

EVENT NAME	BEGIN DATE	END DATE
2008 Big South Fork Pioneer Endurance Ride		
2009 Region XII Distance Round Up - Red Barn Run		
2009 Big South Fork Pioneer Endurance Ride		
2009 AHA National Distance Championship		
2010 Big South Fork Pioneer Endurance Ride		
2009 AHA National Distance Championshipxx	10/19/2009	10/25/2009
2013 Red Barn Run	3/22/2013	3/23/2013
2013 Leatherwood - SERA Benefit	5/17/2013	5/18/2013
2013 Big South Fork Endurance Ride	9/6/2013	9/7/2013
2013 AHA Distance Nationals	10/24/2013	10/28/2013
North American Endurance Team Championship	12/13/2013	12/13/2013
2014 Red Barn Run	3/28/2014	3/29/2014
2014 SpringFling @ the Sandhills	4/12/2014	4/12/2014
2014 Big South Fork Endurance Ride	9/5/2014	9/6/2014
2014 AHA Distance Nationals	9/25/2014	9/28/2014
2014 Yellowhammer Pioneer	10/2/2014	10/4/2014
2015 Leatherwood Mountain Challenge	3/28/2015	3/28/2015
2015 Spring Fling @ The Sand Hills	4/10/2015	4/11/2015

PREVIOUS NEXT NEW EXIT

Record 1 of 20

You should see a list of all the events that you have entered. If you want to update an existing setup, such as change a start time, then double-click on that Event. If you need to create a new Event, then click on the **NEW** button. This will bring up the **EVENT SETUP** screen.

EVENT SETUP

Endurance Ride Information Center (ERIC)

July 27, 2015 2015 AHA Distance Nationals

EVENT DETAIL CHECKLIST FEES TEAM DIVISIONS RIDES 2015 AHA Distance Nationals

EVENT NAME 2015 AHA Distance Nationals

DATE FROM 9/10/2015 **THRU** 9/13/2015

LOCATION

ADDRESS


CITY **STATE** **ZIP**

HEAD CONTROL JUDGE Otis Schmitt

TREATMENT VET DeeDee Huff

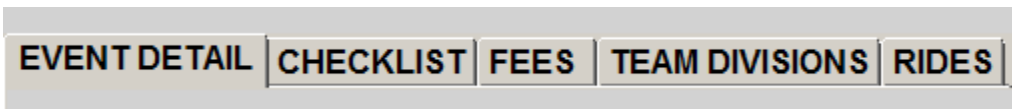
eMAIL GREETING Thank you for entering the 2015 AHA Distance Nationals / Big South Fork Endurance Ride. Please review the attached entry confirmation for errors and omissions.

eMAIL POST SCRIPT It is the sincere hope of the Arabian Horse Association and the Knoxville Arabian Horse Club, that you have a excellent experience at this year's event.



EXIT

This is a tabbed screen.



You should start on the leftmost tab, and work to the right. The first tab is the **EVENT DETAIL** tab. The only required field is the **EVENT NAME**. For the purpose of this application “**Event**” is the overall event. You will later identify the individual day-distance “**Rides**”. The fields **DATE FROM, THRU, HEAD CONTROL JUDGE** and **TREATMENT VET** are used for the “Post Ride Vet Report”. The fields **eMAIL GREETING** and **eMAIL POST SCRIPT** are used in the **CONFORMATION eMAIL** which is on the **COMPETITORS** screen.

The next tab is **CHECKLIST**.

This is a list of items that are attached to every competitor’s entry. I use it as a reminder of all the extraneous paper work items that are required by Sanctioning bodies or Ride Management that some of the competitors send in with their entries, some bring with them and others just ignore the request. I usually ask for “Proof of Negative Coggins”, AERC Membership Cards, and AHA Competition Cards. Items you place in the “Checklist” box will show up on the entry screen, the Entry Confirmation Report, and the Confirmation eMAIL. The only field that is required is the **CHECKLIST ITEM NAME**. The **OPTIONAL** field is for your information only.

The next tab is **FEES**.

EVENT SETUP

Endurance Ride Information Center (ERIC)

July 27, 2015 2015 AHA Distance Nationals

EVENT DETAIL | CHECKLIST | FEES | TEAM DIVISIONS | RIDES | 2015 AHA Distance Nationals

FEE	AMOUNT	START DATE	END DATE
Open Adult LD Entry	\$100.00	16-Jul-2015	16-Jul-2016
Open Junior LD Entry	\$55.00	16-Jul-2015	16-Jul-2016
Open Adult 50-Mile Entry	\$100.00	16-Jul-2015	16-Jul-2016
Open Junior 50-Mile Entry	\$55.00	16-Jul-2015	16-Jul-2016
Open Adult 100-Mile Entry	\$150.00	16-Jul-2015	16-Jul-2016
Open Junior 100-Mile Entry	\$80.00	16-Jul-2015	16-Jul-2016
AHA Adult 50-Mile Championship Entry	\$100.00	16-Jul-2015	16-Jul-2016
AHA Junior 50-Mile Championship Entry	\$75.00	16-Jul-2015	16-Jul-2016
AHA Adult 100-Mile Championship Entry	\$100.00	16-Jul-2015	16-Jul-2016
AHA Junior 100-Mile Championship Entry	\$75.00	16-Jul-2015	16-Jul-2016
Open Adult CTR Entry	\$100.00	16-Jul-2015	16-Jul-2016
Open Junior CTR Entry	\$75.00	16-Jul-2015	16-Jul-2016
AHA Adult CTR Championship Entry	\$150.00	16-Jul-2015	16-Jul-2016
AHA Junior CTR Championship Entry	\$100.00	16-Jul-2015	16-Jul-2016
Early Bird Discount (Prior to 24 Aug 2015)	(\$20.00)	16-Jul-2015	24-Aug-2016
Optional Completion Cuff Upgrade	\$25.00	16-Jul-2015	16-Jul-2016

PREVIOUS NEXT NEW DELETE

Record 1 of 28

EXIT

Fees are anything that you wish to track that have a monetary value. I include a fee for all the Ride mileages, both SR and JR Divisions. The “AERC Day Member Fee”, a separate fee for each day’s meal (helps give me a count). Discounts can be entered as negative numbers. I also have a fee called “Fee Waived” for 0.00. I use this when I waive a fee, it keeps the “books” right. The **FEE** field is the name of the fee. It is used in several reports and screens. The **AMOUNT** is the amount of the fee enter a negative number if this is a discount or a refund. **START DATE** is the day the fee becomes effective, and **END DATE** is the date the date the fee stops. The program uses these dates to help with the automated fees.

The next tab is **TEAM DIVISIONS**.

EVENT SETUP

Endurance Ride Information Center (ERIC)

July 27, 2015 2015 AHA Distance Nationals

EVENT DETAIL | CHECKLIST | FEES | TEAM DIVISIONS | RIDES | 2015 AHA Distance Nationals

TEAM DIVISION	MINIMUM MEMBERS	MAXIMUM MEMBERS	REQUIRED FINISHERS

PREVIOUS NEXT NEW DELETE

New Record

EXIT

TEAM DIVISION is the category of Team Competition (i.e. All Female Riders). The **MINIMUM MEMBERS** is the number of team members that must complete for their scores to count. **MAXIMUM MEMBERS** is the maximum number of original team members. **REQUIRED FINISHERS** is the number of members that must complete for teams score to be calculated.

The last tab is **RIDES**.

Endurance Ride Information Center (ERIC)
2015 AHA Distance Nationals

July 29, 2015

EVENT DETAIL | **CHECKLIST** | **FEES** | **TEAM DIVISIONS** | **RIDES** | 2015 AHA Distance Nationals

NAME Open CTR **TYPE** 2 Day CTR - AHA Rules

SUB-RIDE OF **DISTANCE** 70 **ENTRY NUMBER INFORMATION**

LOCATION **MANAGER** Rueter, Eric

ENTRY NUMBER INFORMATION

PREFIX X **STARTING NUMBER** 1 **ENDING NUMBER** 999

TIMING INFORMATION

START DATE 10-Sep-2015 **START TIME** 8:00:00 AM **TOTAL HOLD TIME** 0

RIDE FEES | **RIDE SANCTIONS** | **VET CHECKS** | **RIDE TEAMS**

FEES	AMOUNT	JR	SR	DAY MEMBER	END DATE
Open Adult CTR Entry		<input checked="" type="checkbox"/>	<input checked="" type="checkbox"/>	<input type="checkbox"/>	12/31/2015
Open Junior CTR Entry		<input checked="" type="checkbox"/>	<input checked="" type="checkbox"/>	<input type="checkbox"/>	12/31/2015
Early Bird Discount (Prior to 24 Aug 2015)		<input type="checkbox"/>	<input type="checkbox"/>	<input type="checkbox"/>	8/24/2015

Record 1 of 3

PREVIOUS NEXT NEW DELETE

Record 1 of 17

PREVIOUS NEXT NEW DELETE

EXIT

In the main body of the form, **NAME** is the name of the day-distance ride. **TYPE** is the type of ride (i.e. CTR/LD/Endurance). **SUB-RIDE OF** is used when you have a ride within a ride. An example is the AERC National Championship, there is the main ride, which everyone is entered in, and there are the sub-rides of the Weight Division Championships. A second example would be if you were offering a Cavalry Division, where the rider is also entered in the AERC overall ride. You must define both rides and enter the competitor in both rides. If you select a ride as a sub-ride, the application will duplicate all the applicable information from the original ride. Also, when you record results (both finish time and Best Condition) you only have to enter them for the main ride. When complete, you can “press a button” on the results form and the finish times and BC info will be replicated into the sub-rides. **DISTANCE** is the total distance of the ride. The **MANAGER** is selected from a drop-down list of AERC members. The **ENTRY NUMBER INFORMATION** block tells the application how you want to number the entries for this ride. If you want to manually control your numbers, then leave the **PREFIX** blank, and put “0” in both the **STARTING NUMBER** and the **ENDING NUMBER**. If you want the application to automatically assign entry numbers here is how it works. The **PREFIX** will append this value to all the entries in this distance. It is common to use an “L” for Limited Distance, a “\$” for 75-mile rides, a “*” for 100-Mile rides, a “R” for Ride and Tie, “F” for Intro/ Fun rides and an “X” for CTRs. The **STARTING NUMBER** is where the numbers begin for this ride and the **ENDING NUMBER** is where you want them to stop. When you create an entry, the application first determines if the horse has already been entered in the ride – either for this

competitor or another. If it has already been entered, it uses that entry number. If this is the horse's first entry, the application uses the range to find the next available number, appends the PREFIX and uses that number. The applications will not use the same number twice (or at least that is the plan). If a number is manually duplicated you will receive a warning. The application will not automatically go back and use a number if one is deleted.

The **RIDES** tab also has a set of tabs.

FEES	JR	SR	DAY MEMBER	END DATE
Open Adult CTR Entry	<input type="checkbox"/>	<input checked="" type="checkbox"/>	<input type="checkbox"/>	12/31/2015
Open Junior CTR Entry	<input checked="" type="checkbox"/>	<input type="checkbox"/>	<input type="checkbox"/>	12/31/2015
Early Bird Discount (Prior to 24 Aug 2015)	<input type="checkbox"/>	<input type="checkbox"/>	<input type="checkbox"/>	8/24/2015

PREVIOUS NEXT NEW DELETE

Record 1 of 3

The **RIDE FEES** tab is the only tab with somewhat mandatory information. You can select as many **FEES** as you wish, but you should at least enter one SR, one JR and one Non-Member fee (even if they are the same fee amount). When you create an entry for this ride, the program tries to add the correct entry fees on the Entry Form. If a fee does not have a JR, SR or Day Member indication, then the fee will be applied to all entries. Notice the Fee End Date. If you have set a "discount" up to a certain date, then put that date here. The application will stop automatically adding that fee on that date. *Only enter the fees you wish to have added when the entry is created. Fees such as meals and camping can be added on the Competitors Fees / Payments screen.*

SANCTIONING ORGANIZATION	SANCTION NUMBER
AHA	13217
NONE	

PREVIOUS NEXT NEW DELETE

Record 1 of 1

On the **RIDE SANCTIONS** tab, you can store any organizations and sanctioning numbers that you need. These entries will be used in creating result export information. The list of **SANCTIONING ORGANIZATION** can be added to in the LOOKUPS screen.

RIDE FEES		RIDE SANCTIONS		VET CHECKS		RIDE TEAMS	
ORDER	NAME/ RIBBON COLOR	HOLD TIME	DISTANCE (Miles)		TYPE	LOCATION	
1	Pink/Black	40	15.8 (25.438KM)		Vet Check	In Camp	
2	Yellow/Black	40	16.2 (26.082KM)		Vet Check	In Camp	
3	Red/Black		17.9 (28.819KM)		Completion	In Camp	

PREVIOUS
 NEXT
 NEW
 DELETE

Record 1 of 3

The **VET CHECKS** tab is used to describe your vet checks. The information on this tab will be used in the LeaderBoard sub-system. **ORDER** denotes the order of the vet check. **NAME/RIBBON COLOR** is used to describe the vet-check or loop. **HOLD TIME** is the hold time in minutes and is used to determine loop times. **DISTANCE** is the length of the trail coming into this vet check and is used to determine speed. **TYPE** is what type of vet check / waypoint this is. **LOCATION** is for informational purposes.

RIDE FEES		RIDE SANCTIONS		VET CHECKS		RIDE TEAMS	
TEAM DIVISION	TEAM NAME						
<input type="text"/>	<input type="text"/>						

PREVIOUS
 NEXT
 NEW
 DELETE

The **RIDE TEAMS** tab is used to establish which teams (**TEAM NAME**) belong to which **TEAM DIVISIONS** in this ride. You must go to the TEAMS sub-system to add members to the teams.

With SETUP complete, you can now select **ENTRIES** from the menu.

ENTRIES						
Endurance Ride Information Center (ERIC)						
August 18, 2015		2015 AHA Distance Nationals				
COMPETITOR	CHECKED IN	FEES	PAID	DIFFERENCE	ENTRY GROUP	
<input type="checkbox"/> Kollath, Marbeth	<input type="checkbox"/>	\$88.00	\$88.00	\$0.00	Newman	
<input type="checkbox"/> Moss, Jane	<input type="checkbox"/>	\$220.00	\$220.00	\$0.00		
<input type="checkbox"/> Newman, Cheryl	<input type="checkbox"/>	\$196.00	\$196.00	\$0.00	Newman	
<input type="checkbox"/> Newman, Stagg	<input type="checkbox"/>	\$88.00	\$88.00	\$0.00	Newman	
<input type="checkbox"/> Ramsay, Maris	<input type="checkbox"/>	\$230.00	\$230.00	\$0.00		
<input type="checkbox"/> Rueter, Nelia	<input type="checkbox"/>	\$255.00	\$255.00	\$0.00		
<input type="checkbox"/> Shaw, Jean	<input type="checkbox"/>	\$246.00	\$246.00	\$0.00		
<input type="checkbox"/> Walker, Deborah A.	<input type="checkbox"/>	\$204.00	\$204.00	\$0.00		

PREVIOUS
 NEXT
 NEW
 EXIT

Record 1 of 8

The **ENTRIES** screen will list all the entries for the ride. If you need to enter a new competitor, then click the **NEW** button. If you need to change or review an existing individual **COMPETITOR**, then simply “double-click” on the **COMPETITOR** name and that competitor’s entry screen will appear. If you are working with a group, then double-click on the **ENTRY GROUP** and all of that group’s entry screens will appear.

The **COMPETITORS** entry screen is divided into five (5) tabs or sub-steps. The first tab describes the **COMPETITOR** (or rider).

The screenshot shows the 'COMPETITORS' tab in the ERIC application. The header displays 'Endurance Ride Information Center (ERIC)' and '2015 AHA Distance Nationals' for 'August 18, 2015'. The competitor's name 'Nelia Rueter' is at the top. The form is divided into several sections:

- AERC INFORMATION:** AERC NUMBER (M20994), AERC EXPIRATION DATE (12/1/2015).
- PERSONAL INFORMATION:** FIRST NAME (Nelia), LAST NAME (Rueter), ADDRESS (empty), CITY (Lenoir City), STATE (TN), POSTAL CODE (37772), BIRTHDATE (empty), PHONE (empty).
- CONTACT INFORMATION:** eMAIL (NR@FleetFootFarm.com), DIVISION (Featherweight), HOME (865-986-5966), CELL (empty), EMERGENCY (empty).
- STATUS:** FIRST TIME COMPETITOR (checkbox), CHECKED IN (checkbox).
- CONTACTS:** EMERGENCY CONTACT (Eric Rueter - 865.599.3594), SPONSOR (empty).
- ENTRY GROUP:** (empty).
- ADDITIONAL COMPETITOR NUMBERS:** A table with columns ORGANIZATION and ADDITIONAL NUMBER. It shows one record: Arabian Horse Association with number 326083.

 At the bottom, there are navigation buttons: PREVIOUS, NEXT, NEW, DELETE, PRINT CONFIRMATION, CONFIRMATION eMAIL, and EXIT. The status 'Record 1 of 1' is shown at the bottom left.

If your entry gives you an AERC Number, then enter that number in the **AERC NUMBER** field. When you tab out of that field, the member's name, and other information including **AERC EXPIRATION DATE** should all fill in. If it doesn't, and you believe them to be an AERC member, simply double click in the AERC Number box and a screen will appear that will allow you to add them to the AERC Members table or perform a search for a correct ID. If the entry is not an AERC member, then skip the **AERC NUMBER** field and simply enter the information for the competitor (Remember to put in the full address for non-AERC members because the AERC office needs it later). If the competitor has provided additional ID numbers, they can now be captured in the **ADDITIONAL COMPETITOR NUMBERS** sub-form. The application connects these new numbers with the AERC ID in your database, so you do not have to enter them at the next ride.

NOTE: If the data in the application is old or the member has not renewed, then the **AERC EXPIRATION DATE** will show in **RED** and the day member fee will be attached to the entry fees. You can either correct the AERC information (as described above) or you can simply change the **AERC EXPIRATION DATE** on this screen – that will change it FOR THIS EVENT ONLY!

The **FIRST TIME COMPETITOR** check-box will show up on the Timers report, so they can give the rider a little more attention. The **CHECKED IN** check-box is used to indicate that the rider has picked up their rider card. It also shows up on the Timers report.

The **NEW** button will give you a blank record to start your next new entry. The **DELETE** button will delete a competitor and all their information, unless the competitor has had results entered for them.

When you have completed the competitor information, then select the **ENTRIES** tab.

Endurance Ride Information Center (ERIC)

August 22,20172016 Big South Fork

COMPETITORENTRIESFEES / PAYMENTSCHECKLISTNOTES

Nelia Rueter

RIDEFriday 50-Mile

AERCHORSE NUMBERH42332

HORSE NAMECherwona ()

ENTRY NUMBER25

ENTRY STATUSENTERED

RaT PARTNER

PREVIOUS

NEXT

NEW

DELETE

Record 1 of 1

ADDITIONAL HORSE ID NUMBERS

REGISTRY	NUMBER
Arabian Horse Registry	0606873
*	

Record 1 of 1

Record: 1 of 1No FilterSearch

PREVIOUS

NEXT

NEW

DELETE

PRINT CONFIRMATION

CONFIRMATION eMAIL

EXIT

Record 1 of 1

Select the **RIDE** from the drop down, tab to the **AERC HORSE NUMBER**, this works the same as AERC Member, if it is not in list then double-click and add, if the horse has no AERC number, then just skip it. If this is an AERC horse, then the horse name, breed and registration number will fill in (if available the member has added it to the AERC horse data base). After a **HORSE NAME** has been entered, an **ENTRY NUMBER** will appear. If the horse has already been assigned a number (spouse riding the same horse already entered) then that number will appear. If not then the next number in sequence will appear. If you do not like this number you can overtype the number. Refer to the **RIDES** tab in **SETUP** for more information on how **ENTRY NUMBER** is determined. The **ENTRY STATUS** field will be used in the future. If the competitor has provided additional ID numbers, they can now be captured in the **ADDITIONAL HORSE ID NUMBERS** sub-form. The application connects these new numbers with the AERC ID in your database, so you do not have to enter them at the next ride.

When you tab out of the row, then the program will add “fees” based on what you set up in the Ride Fees screen during the setup process. If the rider is entering more than one ride, just press the **NEW** button, and a blank row will appear. The **DELETE** button will remove an entry for a ride. It will also remove any fees that were “automatically” added when the ride was originally entered.

When you have completed the entry information, select the **FEES/PAYMENTS** tab.

COMPETITORS

Endurance Ride Information Center (ERIC)

August 18, 2015 2015 AHA Distance Nationals

COMPETITOR
ENTRIES
FEES / PAYMENTS
CHECKLIST
NOTES

Nelia Rueter

FEES

RIDE	FEE	AMOUNT
<input type="checkbox"/> Sunday 100-Mile Open	<input type="checkbox"/> Open Adult 100-Mile Entry	\$150.00
<input type="checkbox"/> Sunday 100-Mile Open	<input type="checkbox"/> Early Bird Discount (Prior to 24 Au	(\$20.00)
<input type="checkbox"/> AHA Combined 100-Mile Ch	<input type="checkbox"/> AHA Adult 100-Mile Championship	\$100.00
<input type="checkbox"/>	<input type="checkbox"/> Optional Completion Cuff Upgrade	\$25.00
		TOTAL \$255.00

← PREVIOUS
NEXT →
 NEW
 DELETE

New Record

PAYMENTS

AMOUNT	CHECK / PAYMENT INFORMATION
<input type="checkbox"/> \$255.00	2975 - OFFICE
<input type="checkbox"/> \$0.00	

← PREVIOUS
NEXT →
 NEW
 DELETE

Record 1 of 1

TOTAL PAYMENTS \$255.00

TOTAL FEES \$255.00

BALANCE \$0.00

Check it for accuracy and either add or delete fees as needed, notice the **BALANCE** in the lower right-hand corner. If you have additional fees to add to this competitor (camping or extra meals for example), just add the fee on the next available row. If you wish to remove a fee, highlight the row and press the **DELETE** button. Now switch to the **PAYMENTS** box. Enter the **AMOUNT** and the check number or the word CASH if they paid in cash in the **CHECK / PAYMENT INFORMATION** field. I sometimes write the “Entry numbers” on the checks as a further cross reference and copy all the checks prior to deposit. If the competitor pays with multiple payments, just make multiple entries in the payments box. I also try to make notes when multiple competitors pay with a single check. I use the correct amount in the amount paid but put the real check amount along with the check number and the names of the other competitors in the **CHECK / PAYMENT INFORMATION** box.

Lastly, when I write “Refund” checks, I put them in here as a negative **AMOUNT**.

When you have completed the fees and payment information, then select the **CHECKLIST** tab.

COMPETITORS

August 18, 2015

Endurance Ride Information Center (ERIC)
2015 AHA Distance Nationals

COMPETITOR ENTRIES FEES / PAYMENTS **CHECKLIST** NOTES

Nelia Rueter

CHECKLIST ITEM	OPTIONAL
<input checked="" type="checkbox"/> AHA Competition Card Verified	<input checked="" type="checkbox"/>
<input checked="" type="checkbox"/> AHA Horse Registration Verified	<input checked="" type="checkbox"/>
<input checked="" type="checkbox"/> AERC Membership Verified	<input checked="" type="checkbox"/>
<input checked="" type="checkbox"/> Coggins	<input type="checkbox"/>
<input checked="" type="checkbox"/> AHA Qualifications Verified	<input checked="" type="checkbox"/>
<input type="checkbox"/>	<input type="checkbox"/>

← → ✎ ✕

PREVIOUS NEXT NEW DELETE

Record 1 of 5

Check the ones they have and delete any that might not be applicable. The items that do not have a check mark, show up on the confirmation eMAIL and all of them show up on the printed confirmation report.

When you have completed the checklist information, select the **NOTES / COMMENTS** tab.

COMPETITORS

August 18, 2015

Endurance Ride Information Center (ERIC)
2015 AHA Distance Nationals

COMPETITOR ENTRIES FEES / PAYMENTS CHECKLIST **NOTES**

Nelia Rueter

You can enter anything you want

This is a screen where you can write any notes or comments that you wish to track on this person. I have used it for notes about entry changes (helpful later when trying to sort out a messy entry), and reasons for no-shows, and JR's looking for sponsors. The information entered here only displays on the two entry confirmations.

You have now successfully created an entry. You have a couple of optional things you can do. You can print the "Entry Confirmation" sheet after each entry is entered, or mass print them at a later time or never. The Entry Confirmation contains all the information from the previous five tabs. I sometimes put one in the competitor's packet so they can double check their information somewhere besides standing in line. I also re-print them when changes are made, during the ride assuming I have time and money for the paper and ink.

CONFIRMATION eMAIL

day ... These will be addressed in a FAQ section.

both interim and final are entered by first selecting **ENDURANCE RESULTS**



AHA Half-Anglo Arabian CTR Championship



Endurance rides, the select **ENDURANCE FINISH TIMES**

September 27, 2015

2015 AHA Distance Nationals

Friday LD Open

Change Ride

SORT ORDER

Order of Entry

--

ENTRY		COMPLETION			RIDE	
NUMBER	TIME	COMPLETION CODE	COMPETITOR	HORSE	TIME	PLACING
L120	12:23:00	Finished	Janice Taylor	Noways	03:33	1
L138	12:34:00	Finished	Ellis Neidich	Sir Darkhan	03:44	2
L13	12:40:00	Finished	Janet Jones	Jazzy	03:50	3
L29	12:43:00	Finished	Melissa A. Hamilton	Jaazil	03:53	4
L107	13:00:00	Finished	Betsey Knight	Rain E. Nite (Rain)	04:10	5
L11	13:16:00	Finished	Kathy Brock	Bold 'N Brassey (Sultan)	04:26	6
L139	13:28:00	Finished	Patricia Bass	Hrita	04:38	7
L26	13:34:00	Finished	Gwen Douty	Frenchie	04:44	8
L86	13:34:01	Finished	Hilary Tuttle	Latuff Enough	04:44	9
L122	13:47:00	Finished	Jane Larrimore	MA Jaxxon (Jaxxon)	04:57	10
L27	13:47:00	Finished	Patty B. Gale	WF Rodan Al Nisir (lbn)	04:57	10
L136	13:51:00	Finished	Bobby Capps	Brown Cow	05:01	12
L137	13:51:01	Finished	Veralyn Smith	Midnight (Midnight)	05:01	13
L46	13:55:00	Finished	Susan Brooks	Aramis	05:05	14
L121	13:56:00	Finished	Brenda G. Kenley	X Kon (X Kon)	05:06	15
L127	14:22:00	Finished	Robert Strickland	Szzleena Samba (Szy)	05:32	16
L116	14:40:00	Finished	Andrea Hartzell	Daisy	05:50	17
L28	14:46:00	Finished	Patsy Gowen	PW September Hero+/- (Hero)	05:56	18
L117	14:47:00	Finished	Heather Wilkerson	Ghost	05:57	19
L133	14:50:00	Finished	Meta Sadlon	Passion	06:00	20
L72	15:08:00	Finished	Racheal Harrington	CSA Sparkling Fire	06:18	21
L20		Lame	Judith A. Clark	Stormy		
L40		Over Time	Sue Stephenson	Major A		

PREVIOUS RECORDS

Record 6 of 25

You will need to assure correct RIDE NAME that you wish to enter / view in the upper portion of the screen. The **SORT ORDER** dropdown causes the rows you are entering to be sorted in different orders. Entering results is really quick. Simply enter the **ENTRY NUMBER**, which fills out the rider and horse's name and then enter the time the rider crossed the finish line (in Military Time and do not forget the seconds even if "00"). Ride time is then calculated based on the ride's start time and the total number of hold minutes that you entered when you defined the ride in **Step 2**. *(NOTE: IF the start time or the hold times have changed since you created the ride, just go change them. RIDE TIME is always CALCULATED based on the current values in the Ride setup.)* Select the appropriate **COMPLETION CODE**. To break ties, just change the seconds. They are used to calculate the result placings but are not tracked by AERC. You can press the **CALCULATE PLACINGS** button at any time, the placings will be calculated based on the information entered.

If this is a "Parent or Primary Ride" and you have entered all the results, press the **REPLICATE RESULTS** button to create the results for any "Sub-Rides" of this Parent / Primary. *Once you have replicated a set of results, you can make changes to any of the results, and it will only change the result that you made the correction to.* This allows you to have a tie in AERC, then go change the Results for AHA to break the tie in the AHA results. If by chance you need to make a massive change, then you can delete all the Children Results, modify the Parent Results and then replicate again.

If you want to capture the intermediate (Way Point / Vet Check) times for Limited Distance and or Endurance rides, select **WAY POINT TIMES**. **NOTE: There is additional setup required to use WAY POINT TIMES. Please check the LeaderBoard Section for Setup Instructions!**

Endurance Ride Information Center (ERIC)

August 21, 20172017 South Mountains Spring50 Mile

ENTRY	COMPETITOR	RIDE			
<div></div>					
VET CHECK	IN	PULSE	OUT	STATUS	
<div></div>	<div></div>	<div></div>	<div></div>	<div></div>	<div></div>

MESSAGES

ReSync Remote DB

EXIT

The amount of labor involved in using this screen – especially in a real-time situation – probably makes it not a good option for most rides. However, the end result is worth the time spent as it produces a nice report showing each competitor's loop speed and time to pulse. This will help tremendously if you are working a FEI ride. **NOTE: Waypoint Times maybe entered post ride, unless you are attempting to track in real-time.**

The basics of the screen are you type in or select the **ENTRY**, the next **VET CHECK** should fill in. If that is not the correct vet check, simply change the selection. Enter the **IN** time in military time, then the **PULSE** time. If you only have the IN, enter, when you get the pulse time, the application should fill in the IN time. **OUT** time should fill in based on the hold times recorded in the Setup portion of the application. The **STATUS** should fill in but is changeable. When you have completed the screen entry, press the **SAVE** button. A confirmation message with the rider's name should appear.

AERC BEST CONDITION is the next input selection.

ENTRY	FINISH PLACING	RIDER WEIGHT	RECOVERY	HYDRATION	LESIONS	SOUNDNESS	QUALITY OF MOVEMENT	TOTAL VET SCORE
L120 Taylor, Janice	1	180	9.00	8.00	9.00	7.00	7.00	400.00
L138 Neidich, Ellis	2	190	7.00	9.00	9.00	8.00	8.00	410.00
L13 Jones, Janet	3	200	9.00	9.00	9.00	8.00	7.00	420.00
L29 Hamilton, Melissa A.	4	254	5.00	8.00	9.00	9.00	9.00	400.00
L107 Knight, Betsey	5	0	0.00	0.00	0.00	0.00	0.00	0.00
L11 Brock, Kathy	6	178	6.00	9.00	9.00	8.00	8.00	400.00
L139 Bass, Patricia	7	221	9.00	9.00	9.00	8.00	7.00	420.00
L26 Douty, Gwen	8	0	0.00	0.00	0.00	0.00	0.00	0.00
L86 Tuttle, Hilary	9	0	0.00	0.00	0.00	0.00	0.00	0.00
L122 Larrimore, Jane	10	0	0.00	0.00	0.00	0.00	0.00	0.00
L27 Gale, Patty B.	10	0	0.00	0.00	0.00	0.00	0.00	0.00

Only entries that have a final time entered, and a placing -you have pressed the **CALCULATE PLACINGS** button on the results screen- of 1-10 (this can include MORE than 10 competitors when you factor in ties that include tenth place), will show up on this screen. Simply enter the **RIDER WEIGHT, RECOVERY, HYDRATION, LEISIONS, SOUNDNESS** and **QUALITY OF MOVEMENT** scores. Make sure there is a "0" in the RIDER WEIGHT when a rider does not stand. There is a spreadsheet (and a blank PDF) in the "C:/ERIC/Templates" folder that can be printed and given to the Vets to use to record their scores. The BC report does all the calculations so nobody is doing time and weight math after a very long day! *NOTE: While the program allows Vet scores to the "thousandths", AERC rounds those numbers to "tenths". In very rare occasions this can cause a difference in the end results of the score. So, it is best to ask the vets to stay within the "tenths" ranges.*

Either during the ride, or just after the ride, you need to sit down with the treatment vet and record the information required for the Post Ride Vet Report. This can be done by selecting **AERC POST RIDE REPORT**.

Post Ride Report

Endurance Ride Information Center (ERIC)

Sunday, September 27, 2015 2015 AHA Distance Nationals

RIDE NAME: 2015 AHA Distance Nationals **REGION** **DATE(S)** 09/10-09/13 **HEAD CONTROL JUDGE** Otis Schmitt

☐ Check box if no equine injuries or deaths occurred at ride
☐ Check box if no equine death occurred at ride. A separate report must be filed with the AERC Office. Post Mortem Exams are requested and necropsy expenses up to \$300 are reimbursed by AERC.
☐ Check box if copy of rider card(s) of injured horses are attached

EQUINE DEATHS

FIND COMPETITOR

COMPETITOR INFORMATION	INJURY/DEATH CATEGORY	TREATMENT INFORMATION
Entry Number X1A Ride Date 9/10/2015 Treatment Date <input type="text"/> Competitor Shaw, Jean Equine AM Radiant Force	<input type="checkbox"/> Colic <input type="checkbox"/> Exhausted Horse Syndrome <input type="checkbox"/> Rhabdomyolysis <input type="checkbox"/> Hyperthermia <input type="checkbox"/> Lameness <input type="checkbox"/> Surface Factors <input type="checkbox"/> Other	<div style="display: flex; justify-content: space-between;"> <div> Liters of Oral Fluids <input type="text" value="0"/> Liters of IV Fluids <input type="text" value="0"/> </div> <div> Flumixin Meglumine Half Doses <input type="text" value="0"/> Flumixin Meglumine Full Doses <input type="text" value="0"/> </div> <div> Other Medications <div style="border: 1px solid black; height: 30px; width: 100%;"></div> </div> </div> <div style="border: 1px solid black; padding: 5px;"> Comments: <div style="border: 1px solid black; height: 40px; width: 100%;"></div> </div>

Record 1 of 179
[Print Post Ride Report](#)
 EXIT

The information at the top of the form comes from the Setup. The Checkboxes are self-explanatory and only need to be checked when you are in the process of actually printing / submitting the report. To select a Competitor to assign attach to the incident to, use the dropdown **FIND COMPETITOR**. You can just start typing the last name, and the list will narrow. The list also shows the entry number and ride(s) that the competitor has entered. Pressing the **Print Post Ride Report** will produce the report for all the competitors who were treated. This is a work in progress and there will be changes made as needed.

If the ride happens to be a Competitive Trail Ride you select **CTR RESULTS** from the Main Menu.

CTRRResultsMenu

Endurance Ride Information Center (ERIC)

September 28, 2015 2015 AHA Distance Nationals [Change Default Event](#)

ARABIAN HORSE ASSOCIATION
AHA
COMPETITIVE TRAIL

PULSE - RESPIRATION

UMECRA
COMPETITIVE TRAIL

Open CTR
[Change Default Ride](#)

The application currently only handles AHA and UMECRA scoring. If you are a member of another CTR Organization and wish to have ERIC handle your scoring, contact me.

If you select **AHA COMPETITIVE TRAIL**, then you should get the following screen.

Endurance Ride Information Center (ERIC)
 September 28, 2015
 2015 AHA Distance Nationals
 Open CTR

SELECT OBSERVATION: [Dropdown menu]

Change Ride: [Button]

Observation	Competitor	Score	Placing
X1A	Shaw, Jean	AM Radiant Force	192.50 3
X2A	Ramsay, Maris	A Fair Chance ()	178.10 7
X8	Newman, Stagg	Syrocco Tanka ()	179.00 6
X35A	Miedema-Staker, Jitske	CR Mighty Grace (Grace)	193.50 2
X37A	Overmier, Pamela	CR Mighty KhelBel (Bel)	178.00 8
X44A	Swiss, Elaine W.	NH Muscats Jewel (Roulette)	0.00 15
X55H	Dagnall, Elizabeth	Roses April Rain (April)	0.00 14
X68H	Guy, Caroline	Rockette Survivor (Rocky)	166.00 11
X69H	Nielsen, Lela	Diversified (Teddy)	162.00 12
X78A	Mansueti, Alicia	Patralana (Alana)	175.00 9
X80A	Muscutt, Julie	Satin Image AZ (Blacky)	0.00 13
X91A	Summers, Margaret Clare	Dream Chance (Chance)	187.50 4
X111A	Vinton, Yvette	Teese ()	184.00 5
X112H	Van Deusen, Cheryl	Snake Eyes Leroy	196.00 1
X115H	Sluys, Nancy	FYF InZane+ (Zanie)	167.00 10

Navigation: PREVIOUS, NEXT, REPLICATE RESULTS, CALCULATE POINTS - PLACINGS, EXIT

Record 1 of 15

First select an Observation from the dropdown. Then select the Competitor and double-click on the entry number. If this is the first time for this Competitor – Observation you will get a message that “Score Card Observation has been built”. If you have already built the score card, it will take you directly to the scores.

Endurance Ride Information Center (ERIC)
 September 28, 2015
 2015 AHA Distance Nationals
 Open CTR

Change Ride: [Button]

X35A Miedema-Staker, Jitske CR Mighty Grace (Grace)

TABS: METABOLICS | TACK AREA | LEGS | SOUNDNESS / LAMENESS | FATIGUE | MANNERS | JUDGES TIE BREAKER | DISQUALIFICATION

CATEGORY	SCORE	JUDGE	COMMENTS
Dehydration	0.00		
Capillary Refill	0.00		
Anal Tone	0.00		
Muscle Tone	0.00		
Gut Sounds	1.00		
Other	0.00		
*	0.00		

Navigation: PRINT SCORE SHEET, EXIT

This is a tabbed screen, with each tab representing a different section of the AHA Score Card.

Score Card Tabs: METABOLICS | TACK AREA | LEGS | SOUNDNESS / LAMENESS | FATIGUE | MANNERS | JUDGES TIE BREAKER | DISQUALIFICATION

When the score card is built, it sets all the scores to “0”. All you need to do is select the tabs where you have scores and enter the scores and any comments that are on the sheet for that observation. You can print a copy of the AHA scoresheet at any time. It will show the scoring that has been entered at that time.

The above holds true for the UMERCA scoring. Select the **UMECRA COMPETITIVE TRAIL** ICON from the secondary menu. The tabs match the sections those of the UMECRA scoresheet.

The only major difference is the printing of the UMECRA scoresheet. At present I have not duplicated the UMECRA scoresheet, but will calculate the scores, create placings and provide an awards list.

To enter any organization's Pulse, select **PULSE – RESPIRATION**.

ENTRY NUMBER	COMPETITOR	HORSE	PULSE	RESP	RE-CHECK PULSE	RE-CHECK RESP	PULSE TAKER	COMMENTS
X55H	Elizabeth Dagnall	Roses April Rain (April)	14		0	0		
X80A	Julie Muscutt	Satin Image AZ (Blacky)	10		0	0		
X44A	Elaine W. Swiss	NH Muscats Jewel (Roulette)	10		0	0		
X37A	Pamela Overmier	CR Mighty KhelBel (Bel)	11		0	0		
X78A	Alicia Mansuetti	Patralana (Alana)	14		0	0		
X68H	Caroline Guy	Rockette Survivor (Rocky)	12		0	0		
X1A	Jean Shaw	AM Radiant Force	11		0	0		
X2A	Maris Ramsay	A Fair Chance (I)	11		0	0		
X115H	Nancy Sluys	FYF InZane+/- (Zanie)	10		0	0		

When you first bring this screen up, it is blank. You will need to select the **OBSERVATION** in the drop-down box in the upper left hand of the screen. Entering results is really quick. Simply enter the **ENTRY NUMBER**, which will then fill out the rider and horse's name and then enter the **PULSE** from the card. You can use either the "stethoscope" numbers or enter the actual pulse count. The program can accept either one. If you wish to enter the **PULSE TAKER's** initials you can. If there was a **RECHECK** then enter the pulse here. If there are any **COMMENTS** then enter them also.

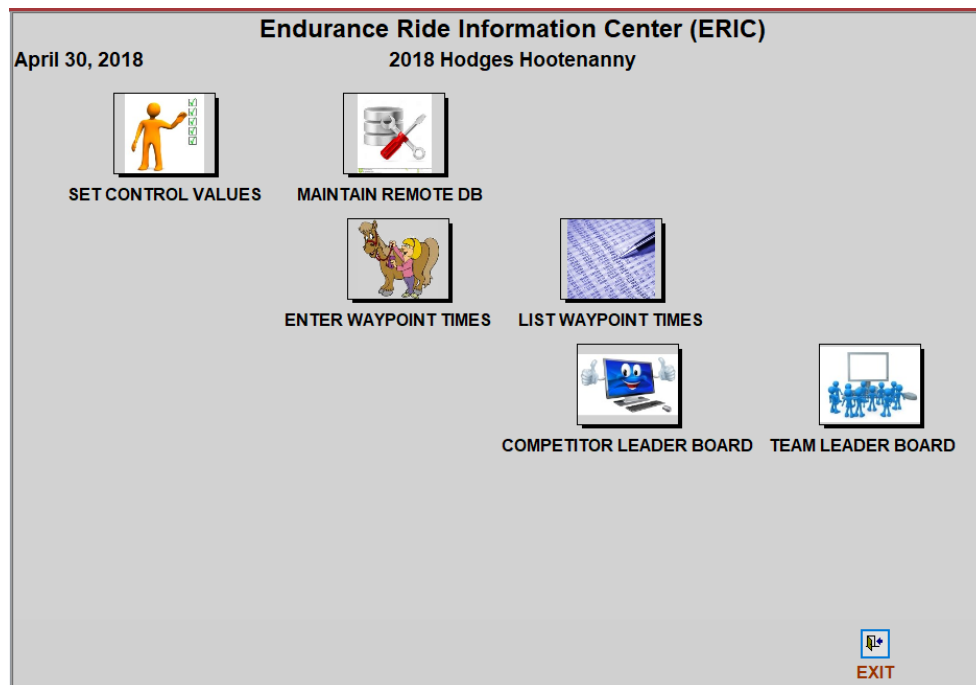
REPORTS is where the majority of the applications reports are initiated.

Monday, April 30, 2018 2018 Hodges Hootenanny Change Default Event

REPORT CATEGORY	REPORT NAME	PRINT BUTTON
EVENT REPORTS	[Dropdown]	PRINT EVENT REPORT
RIDE REPORTS	[Dropdown]	PRINT RIDE REPORT
MONETARY REPORTS	[Dropdown]	PRINT MONETARY REPORT
SPECIAL REPORTS	[Dropdown]	RUN SPECIAL REPORT

Each of the categories have a dropdown that lists of the reports available. Simply select a report, then press the corresponding **PRINT** button. Please see the appendix "A" for a preview of the reports.

LEADER BOARD is either very complicated, or very simple. It just depends on what result you want. If you do not wish to post waypoint / results online, and only wish to produce a paper(PDF) report, then it is a simple process. If, however you wish to post real-time or post ride results on the web, then the setup and process becomes a lot more complicated.



SET CONTROL VALUES is where both processes start.

The screenshot shows the 'CONTROL VALUES' screen within the ERIC interface. It contains several input fields and a checkbox. On the right, there are two tables for 'RIDES' and 'LB TEAM RIDES'.

RIDES			
Friday Intro	4/20/2018	10	^
Friday LD	4/20/2018	25	
Friday 50	4/20/2018	50	v
Saturday Intro	4/21/2018	10	

LB TEAM RIDES			
Friday Intro	4/20/2018	10	^
Friday LD	4/20/2018	25	
Friday 50	4/20/2018	50	v
Saturday Intro	4/21/2018	10	

EVENT NAME should reflect the name of the current Event. **TIMER VALUE** refers to how often you want to refresh the leaderboard viewing screens. Just put a new value in the box under the label, and tab out of the field to change the value. **PAGE SIZE** is the number of rows to move down the viewing screen, when you refresh the data. You would change this depending on screen size. **POST TO WEB** should only be checked when you are sending information to the web. If it is checked, and you

are not connected or have not properly set up the web DB, it will still process, but each time entry will be delayed by error recovery. **RIDES** determine what entries are available on the dropdown in the WayPoint entry screens. Simply click on the days rides below, and they will appear in the RIDES list. Same process for **LB TEAM RIDES**.

MAINTAIN REMOTE DB *NOTE: You only need to use this screen IF you are planning on posting your results to the WEB – This is only currently available to SERA sanctioned rides, but SERA may be able to accommodate non-SERA rides in the near future. If you plan on using this feature you must contact me for assistance in setting up your MS Access connection to the SERA website.*

Endurance Ride Information Center (ERIC)

2018 Hodges Hootenanny

April 30, 2018

LeaderBoard Remote DB Values

Initialize Remote DB

EVENT NAME

2018 Hodges Hootenanny

BEGIN DATE

4/20/2018

ReSync Remote Rides

RIDE NAME	START DATE	DISTANCE
Friday Intro	4/20/2018	10
Friday LD	4/20/2018	25
Friday 50	4/20/2018	50
Saturday Intro	4/21/2018	10
Saturday LD	4/21/2018	25
Saturday 50	4/21/2018	50

Record: 1 of 6

No Filter

Search

ReSync Remote Vet Checks

ReSync Remote Entries

ReLoad Waypoint Times

The **Initialize Remote DB** button starts the process. It copies the Event, Rides, Vet Checks, Entries and Waypoints that are currently in the local DB. You only need to use it once. The **ReSync Remote Rides** button will update the web database with any changes made to the local DB. The **ReSync Remote Vet Checks** button will update the web DB with any changes made to vet check information. **ReSync Remote Entries** button will update the web DB with changes in ride entries. **ReLoad Waypoint Times** button completely replaces the waypoint times on the web DB with what is currently in the local DB. All these processes may take a *few* minutes to complete, be patient!

MAINTAIN REMOTE DB is where you enter the Waypoint times.

The screenshot shows a web form titled "Endurance Ride Information Center (ERIC)" for the "2018 Hodges Hootenanny Friday Intro" event, dated "April 30, 2018". The form includes an "ENTRY" dropdown menu, a "VET CHECK" dropdown menu, and input fields for "IN", "PULSE", "OUT", and "STATUS". To the right of these fields are "SAVE" and "CLEAR FORM" buttons. Below the input fields is a "MESSAGES" section with a large text area for displaying messages.

Type the **ENTRY** number and the Competitor's name and ride will appear for confirmation. The next Vet Check -based on setup information- will appear. Enter the **IN/ARRIVAL** in military time, and **PULSE TIME**, the pulse time will be calculated. The status will also be set either to "On Trail" or "Finished" if this is the end of the last loop. If you know the rider was pulled, then you can change the status at this point with the appropriate pull code. When all information is complete, press the **SAVE** button. There will be a confirmation message shown in the message box. The **CLEAR** button will clear all fields on the form if you find you have made a mistake.

If you are also updating the Web the confirmation message will tell you if it is successful or not.

If you only have the IN/ARRIVAL time, enter it and save the record. When you obtain the PULSE time, simply enter the ENTRY number, and the partial record will be displayed, enter the PULSE time, and press SAVE. You will get a message that asks if this is a correction, answer yes.

If you are informed at a later time of a pull, or you realize an error in your input, you can enter the ENTRY number, change the VET CHECK to the correct vet check, make your adjustment and press the SAVE button.

LIST WAYPOINT TIMES is an alternate method of verifying / correcting Waypoint times. **NOTE: It should not be used to correct Waypoint times if you are trying to do real-time web updates. It does not make web updates.**

Endurance Ride Information Center (ERIC)						
April 30,2018						
2018 Hodges Hootenanny						
Friday LD						
ENTRY			VET CHECK	IN	PULSE	STATUS
L10	Friday LD	Mickey Short	Green	8:41:00	8:42:00	On Trail
L10	Friday LD	Mickey Short	Blue	11:24:00	11:28:00	Finished
L12	Friday LD	Gordon Morrow	Green	8:41:00	8:42:00	On Trail
L12	Friday LD	Gordon Morrow	Blue	11:24:00	11:35:00	Finished
L14	Friday LD	Angela Kay Davidson	Green	8:41:00	8:47:00	On Trail
L14	Friday LD	Angela Kay Davidson	Blue	11:45:00	11:51:00	Finished
L16	Friday LD	Heather Caudill	Green	8:58:00	9:00:00	On Trail
L16	Friday LD	Heather Caudill	Blue	11:53:00	12:05:00	Finished
L18	Friday LD	Kathy Jones	Green	9:07:00	9:11:00	On Trail
L18	Friday LD	Kathy Jones	Blue	12:34:00	12:37:00	Finished
L26	Friday LD	Amy Middleton	Green	8:41:00	8:45:00	On Trail
L26	Friday LD	Amy Middleton	Blue	11:53:00	11:57:00	Finished
L28	Friday LD	Lori M. Nelson	Green	9:25:00	9:30:00	On Trail
L28	Friday LD	Lori M. Nelson	Blue	12:38:00	12:47:00	Finished
L44	Friday LD	Nelia Rueter	Green	9:07:00	9:14:00	On Trail
L44	Friday LD	Nelia Rueter	Blue	12:10:00	12:17:00	Finished
L47	Friday LD	Melanie Webb	Green	9:07:00	9:21:00	On Trail
L47	Friday LD	Melanie Webb	Blue	12:34:00	12:51:00	Finished
L58	Friday LD	Carl Schultz	Green	8:58:00		Metabolic
L62	Friday LD	Rachael Pelkey	Green	8:54:00	8:58:00	On Trail
L62	Friday LD	Rachael Pelkey	Blue	11:21:00	11:41:00	Finished

COMPETITOR LEADER BOARD is the actual local version of the LeaderBoard. When you select this, a pop-up screen will ask you to select a ride, then to start the LeaderBoard. **NOTE: It is recommended that you use a second computer / screen to display the LeaderBoard. See the instructions for connecting multiple computers.**

LBSelectRide

SELECT A RIDE

Friday LD




Start LeaderBoard

Record: 1 of 1

No Filter

Search

15

PLACING	ENTRY	DIVISION	RIDER NAME	HORSE NAME	CURRENT LOOP	STATUS	**** VET CHECK TIMES ****			SPEED (MPH/KPH)			
							IN	PULSE	OUT	LOOP	OVERALL		
1	L10	Heavyweight	Mickey Short	Luna's Legacy		Finished	11:24 AM	11:28 AM		5.71	9.20	8.18	13.17
2	L12	Heavyweight	Gordon Morrow	Kimber		Finished	11:24 AM	11:35 AM		5.41	8.72	7.90	12.72
3	L62	Heavyweight	Rachael Pelkey	Tye		Finished	11:31 AM	11:41 AM		5.85	9.42	7.68	12.36
4	L14	Lightweight	Angela Kay Davidson	Dusty		Finished	11:45 AM	11:51 AM		5.00	8.05	7.33	11.80
5	L26	Heavyweight	Amy Middleton	Mark Me High (Mark)		Finished	11:53 AM	11:57 AM		4.74	7.63	7.14	11.49
6	L16	Heavyweight	Heather Caudill	IBN Blackstar (Axl)		Finished	11:53 AM	12:05 PM		4.97	7.99	6.89	11.10
7	L74	Heavyweight	Melissa A. Hamilton	Indabah (Indy)		Finished	12:10 PM	12:14 PM		5.07	8.16	6.64	10.69
8	L67	Middleweight	Kathy Torgesen	LM Freedom (Freedom)		Finished	12:10 PM	12:16 PM		5.03	8.11	6.59	10.60
9	L44	Featherweight	Nelia Rueter	Abadan Radi Khanjar (Dagger)		Finished	12:10 PM	12:17 PM		5.03	8.11	6.56	10.56
10	L18	Lightweight	Kathy Jones	Jimmy RAY		Finished	12:34 PM	12:37 PM		4.34	6.98	6.07	9.77
11	L28	Lightweight	Lori M. Nelson	DCL Mooi Roccoby Baby (Ro)		Finished	12:38 PM	12:47 PM		4.59	7.38	5.85	9.42
12	L47	Senior	Melanie Webb	Lexie		Finished	12:34 PM	12:51 PM		4.24	6.82	5.77	9.28
13	L83	Heavyweight	Cynthia Sheldon	Angelica (Angelica)	Blue	Overtime	12:00 AM			0.88	1.41	1.71	2.75
14	L72	Middleweight	Brenda G. Kenley	X Kon (X Kon)	Blue	Overtime	12:00 AM			0.88	1.41	1.71	2.75
15	L58	Middleweight	Carl Schultz	Fae	Green	Metabolic	8:58 AM			0.00	0.00	0.00	0.00


4:39:44 PM

TO BE ADDED at a later date will be a description of Teams sub-systems. I believe it more important to get ERIC V2 out, then to working through making this sub-systems match the new skin and to make them “user” friendly. If ANYONE wants to use this sub-systems, I will be more than happy to make it available sooner than later! Teams, like LeaderBoard were written to manage one-off situations, where I was available to “tweak” things. I just need to have the incentive to make those tweaks work for all rides!

Selecting **IMPORT/EXPORT** will take you to a secondary menu screen.


Endurance Ride Information Center (ERIC)
 September 29, 2015 2015 AHA Distance Nationals [Change Default Event](#)

IMPORTS




IMPORT AERC
MEMBERS / HORSES


EXPORTS



EXPORT AERC
RESULTS



EXPORT AHA
RESULTS



For the importing either the AERC Member or AERC Horse updates, select **IMPORT AERC MEMBERS / HORSES**.

The screenshot shows the 'Endurance Ride Information Center (ERIC)' web interface. At the top, it displays the date 'September 29, 2015' and the event '2015 AHA Distance Nationals'. Below this, there are two tabs: 'IMPORT AERC HORSES' (which is selected) and 'IMPORT AERC MEMBERS'. A link 'Download latest AERC Horses update here' is visible. A large box contains four steps: STEP 1) Download the AERC Horses update file(s) needed from the AERC web site; STEP 2) Save the file as an .xls file type in folder 'C:\ERICA\AERC Download Base'; STEP 3) Change the field below to the full path of the file you just saved or use the Browse button to select it; STEP 4) Press the Import AERC Horses button. Below the steps, there is a section for 'Import Horse Dataset' with a 'BROWSE' button and a text field containing 'C:\ERICA\AERC Download Base\'. To the right of the text field is an 'Import AERC Horses' button. At the bottom right, there is an 'EXIT' button.

This is a tabbed screen. Simply click on the correct tab to switch between Members and Horses.

This screenshot shows the tabbed interface with two tabs: 'IMPORT AERC HORSES' and 'IMPORT AERC MEMBERS'. The 'IMPORT AERC HORSES' tab is currently selected.

Both tabs operate in the same manner. First click on the “Download latest AERC Horses update here”. The default is the current month, but if it is close to the first of the month (before the 10th), you may have to use the previous month. Save the download in the “C:\ERICA\AERC Download Base” directory. Sometimes (I have never figured out when or why), the spreadsheet gets hidden behind the Access screen. Just beware if the process takes more than a minute or two, start looking for the data. Once you have saved the spreadsheet, then follow the instructions on the screen.

From the same secondary menu you can select **EXPORT AERC RESULTS**.

The screenshot shows the 'Endurance Ride Information Center (ERIC)' web interface for exporting results. At the top, it displays the date 'September 29, 2015' and the event '2015 AHA Distance Nationals'. Below this, there are two tabs: 'IMPORT AERC HORSES' and 'IMPORT AERC MEMBERS'. A large box contains four steps: STEP 1) Determine which ride you wish to export from the dropdown; STEP 2) Select a output dataset name; STEP 3) Press the "EXPORT AERC RESULTS" button. This will create a file suitable to be uploaded into the AERC ride result Interface on the AERC web site; STEP 4) Click on the following link and follow the instructions on the website to complete the process. Below the steps, there is a section for 'Export Ride Name' with a dropdown menu. Below this is a section for 'Export Dataset' with a 'BROWSE' button and a text field containing 'C:\ERICA\Uploads\AERC Ride Name.txt'. To the right of the text field is an 'EXPORT AERC RESULTS' button. At the bottom right, there is an 'EXIT' button.

Follow the instructions on the screen. If you have trouble with step four (4), go to www.AERC.org, login to the Members page, locate the menu item for entering your ride results, and then follow the on-screen instructions. Currently AERC is in the process of upgrading their Web Site, and some links are being changed. When this becomes stable again, we will simplify the process.

If any Regional organizations have a specific format that they would like to have the results presented, please let me know.

Also available on the secondary menu is **EXPORT AHA RESULTS.**

Endurance Ride Information Center (ERIC)
October 03,20152015 AHA Distance Nationals

Determine which ride you wish to report.
Select a output dataset name.
Press the button.
This will use the AHA Spreadsheet template and create a new Spreadsheet that can be eMAILED to AHA:

AHA RIDE TYPE

☒ Local Endurance Ride
☐ Regional Endurance Ride
☐ National Endurance Ride

☐ Local Competitive Trail Ride
☐ Regional Competitive Trail Ride
☐ National Competitive Trail Ride

AHA Regional or National Division

☒ Arabian
☐ Half-Arabian / Anglo-Arabian
☐ Combined

EXPORT RIDE NAME

EXPORT TEMPLATE

BROWSE


C:\ERIC\Templates\AHALocalResultsTemplate.xls

EXPORT DATASET

BROWSE

C:\ERIC\Uploads\AERC RideName.xls

Export AHA Results Spreadsheet

**EXIT**

First select the **AHA RIDE TYPE** and if this is a Regional or National AHA ride, then select the **AHA Regional or National Division** of AHA ride results you are creating. Next select the **EXPORT RIDE NAME** you wish to export. Verify that the correct template has been selected. Accept the export dataset name or create one of your choosing. Press the **Export AHA Results Spreadsheet** button, and the AHA Results spreadsheet will be created. You can then eMAIL that spreadsheet to AHA.

eMAILRideResults

Endurance Ride Information Center (ERIC)

2009 Big South Fork Pioneer Endurance Ride

Determine which ride you wish to eMAIL the results of
 Select Send To Names
 Press the button.
 This will create an eMAIL with the results of that ride in the body of the eMAIL.
 If you select Riders, you will send one eMAIL for approximately every ten riders

Export Ride Name

☐ RideCamp
☐ AERCMembersForum
☐ Riders

Prepare eMAIL

EXIT

You can eMAIL the results of a ride to RideCamp, the AERCMembersForum, or to the competitors who participated in the ride. First select the ride you wish to eMAIL. Then select one or more of the destinations. If you select the Riders, we create an eMAIL for ten riders at a time (this gets the eMAIL past most SPAM filters) and automatically sends them. If you select RideCamp and / or AERCMembersForum, the eMAIL is put in “edit” mode so you can add to the eMAIL or the addressees.

The Reports – By Ride

Reports

Ride Name

Timer Ride Entries

Ride Results

Awards Multi-Day Awards

Best Condition Results

The first section of reports produces data “by ride”. ***Before selecting any of these reports you must first select a specific ride to report on.***

Ride Entries 2009 Big South Fork Pioneer Endurance Ride

RIDE NAME Saturday 100 Mile Ride

ENTRY	RIDER NAME	HORSE NAME
---	✓ Newman, Cheryl	JS Comet (O'Ryan)
---	✓ Kollath, Marbeth	FFC First Cusa Lord (Winston)
---	✓ Reeder, Dana	Prince Sam (Sam)
---	✓ Neuten, Nicki	Not Tonight (Nellie)
---	✓ Neunzig, Kathy	PAR Snickety+// (Snickers)
---	✓ Bell, Cynthia	BSF Tale A Chance (Chance)
---	✓ Savory, Megan	Shamran (Shammi)
---	✓ Broadus, Kathy	Tidbit
---	✓ Kemerer, Sisp	Samir Monet (Monet)
---	✓ Waldron, Jeannie	Kalnic Pride (Pippi)
Total Entries		10

Wednesday, September 23, 2009

Page 1 of 1

The **Timer Ride Entries** is meant as an aid for the ride timers. It lists by ride the entry number, a checkbox indicating whether the rider has checked in, the rider's name and the horse's name. There are also a series of short lines for the timer to use for their own purposes.

Ride Results

2009 AHA National Distance Championship AERC Open 100 Mile Tuesday

PLACING	NUMBER	NAME	DIV	HORSE NUMBER	HORSE NAME	ENTRY	RIDE COMPLETION TIME	RIDE TIME	COMPLETION CODE
1	6059	Sleeper, Meg	LW	H39173	Syrocco Reville (Rev)	213A	20:18	09:33	F
2	635	Kanavy, Valerie	LW	H39704	Spectacular Gold (Spec)	207A	20:18	09:33	F
3	6794	Neunzig, Kathy	LW	H35844	PAR Snickety+// (Snickers)	210A	20:20	09:35	F
4	M20668	Dunn, Meghan	FW	H43338	Veronique	206A	21:24	10:39	F
5	6402	Burton, Louise	FW	H37642	Am I Blue+ (Ducky)	212H	21:39	10:54	F
6	25	Butler, Darolyn	MW	H31872	DJB K De Cielo (Cielo)	220A	22:38	11:53	F
7	M31805	Mettes, Cynthia	FW	H35882	High Noon Xpress (Express)	205A	22:38	11:53	F
8	M38035	Voigts, Kordula	LW	H34714	DJB DC Mac Proof	219A	22:59	12:14	F
9	M18197	Wolfe, Anna	LW	H38799	Que Fantasia (Fanny)	214A	23:54	13:09	F
10	M18210	Estabrook, Lucy	FW	H42586	Smokin' Walor SWA (Walor)	204A	1:31	14:46	F
11	11	Beason, Karren	MW	H35687	Jupiters Moon (Hawk)	217	1:31	14:46	F
	M33748	Beason, Carl	HW	H40852	Samraff El Hlal (Sunny)	216			L
	M31886	Chapman, Ronald L.	HW	H38163	Barukh	211H			L
	13686	Jewell, Gail	LW	H40159	Diamond Reo	208A			RO
	M22063	Karius, Elroy	MW	H33703	Apache Edypse	209A			RO
	M20220	McFarland, Ann M.	LW	H43449	Deals L Two (Lincoln)	215A			L
	465	Mielke, Bonnie	MW	H35840	Ola Loki (Loki)	218H			M
	M18200	Skalski, Lisa K.	HW	H37427	Einstein TA (Einstein)	200A			M

Tuesday, November 10, 2009

Page 1 of 1

The **Ride Results** report is simply a listing of the rides results. This report could be used to send to other sanctioning bodies that do not have a specific requested format.

Awards

2009 AHA National Distance Championship AERC Open 100 Mile Tuesday

18 Starters 11 Completions 61% Completion Percent

PLACING	RIDE TIME	NAME	HORSE	DIVISION	SPECIAL AWARD
1	09:33	Sleeper, Meg	Syrocco Reveille (Rev)	LW	FIRST TO FINISH / TOP TEN / FIRST LW
2	09:33	Kanavy, Valerie	Spectacular Gold (Spec)	LW	TOP TEN
3	09:35	Neunzig, Kathy	PAR Snickety+// (Snickers)	LW	TOP TEN
4	10:39	Dunn, Meghan	Veronique	FW	TOP TEN
5	10:54	Burton, Louise	Am I Blue+ (Ducky)	FW	TOP TEN / FIRST FW
6	11:53	Butler, Darolyn	DJB K De Cielo (Cielo)	MW	TOP TEN / FIRST MW / MIDDLE OF THE PAC
7	11:53	Mettes, Cynthia	High Noon Xpress (Expresso)	FW	TOP TEN
8	12:14	Voigts, Kordula	DJB DC Mac Proof	LW	TOP TEN
9	13:09	Wolfe, Anna	Que Fantastica (Fanny)	LW	TOP TEN
10	14:46	Estabrook, Lucy	Smokin' Valor SWA (Valor)	FW	TOP TEN / FIRST FW
11	14:46	Beason, Karren	Jupiters Moon (Hawk)	MW	FIRST MW / TURTLE
		Jewell, Gail	Diamond Reo	LW	
		Mielke, Bonnie	Ola Loki (Loki)	MW	
		Skalski, Lisa K.	Einstein TA (Einstein)	HW	
		Beason, Carl	Samraff El Hilal (Sunny)	HW	
		McFarland, Ann M.	Deals L Two (Lincoln)	LW	
		Chapman, Ronald L.	Barukh	HW	
		Karius, Elroy	Apache Eclipse	MW	

Tuesday, November 10, 2009

Page 1 of 1

The **AWARDS** report is almost everything you need to do awards at the end of the ride. It gives you Starters, Finishers and completion rate. Placing, ride time, riders name, horse's name, weight division, and calculates, First in division, middle of the pack, first JR, Turtle, Top Ten and First to Finish are all noted on the side so you do not have to do those last minute choices!

Best Condition Results

2011 Red Barn Run

HIGH VET SCORE 460 - Lois McFee - LMS Hoosier (Hoosier) / 460 - Ruth Anne Everett - Shalok Wave (Shalok)

Friday 50

Rider Name: Lenhart, Budl Horse Name: Hombro (0) Rider Wt. 180 Rider # 24 Placing 6 Finish Time 14:12	Rider Name: Moore, Debbie W. Horse Name: AAF All Montel (8) Rider Wt. 164 Rider # 177 Placing 10 Finish Time 14:26	Rider Name: Eilers, Jenny Horse Name: WF Fellina (Fellina) Rider Wt. 168 Rider # 88 Placing 8 Finish Time 14:17	Rider Name: Petras, Johnny Horse Name: CM Morroso (Ro) Rider Wt. 203 Rider # 43 Placing 9 Finish Time 14:17	Rider Name: Chambliss, Robe Horse Name: Bouilly (0) Rider Wt. 253 Rider # 107 Placing 4 Finish Time 14:03
A. VETERINARY SCORE SHEET Standing Evaluation	A. VETERINARY SCORE SHEET Standing Evaluation	A. VETERINARY SCORE SHEET Standing Evaluation	A. VETERINARY SCORE SHEET Standing Evaluation	A. VETERINARY SCORE SHEET Standing Evaluation
Recovery (Score 1-10) 6.00 Hydration (Score 1-10) 9.00 Lesions (Score 1-10) 7.00	Recovery (Score 1-10) 7.00 Hydration (Score 1-10) 8.00 Lesions (Score 1-10) 9.00	Recovery (Score 1-10) 7.00 Hydration (Score 1-10) 9.00 Lesions (Score 1-10) 8.00	Recovery (Score 1-10) 7.00 Hydration (Score 1-10) 9.00 Lesions (Score 1-10) 8.00	Recovery (Score 1-10) 6.00 Hydration (Score 1-10) 8.00 Lesions (Score 1-10) 8.00
Movement Evaluation	Movement Evaluation	Movement Evaluation	Movement Evaluation	Movement Evaluation
Soundness (Score 1-10) 8.00 Qual. Mvmt. (Score 1-10) 7.00 Subtotal 37.00	Soundness (Score 1-10) 8.00 Qual. Mvmt. (Score 1-10) 8.00 Subtotal 40.00	Soundness (Score 1-10) 8.00 Qual. Mvmt. (Score 1-10) 8.00 Subtotal 40.00	Soundness (Score 1-10) 8.00 Qual. Mvmt. (Score 1-10) 7.00 Subtotal 39.00	Soundness (Score 1-10) 8.00 Qual. Mvmt. (Score 1-10) 8.00 Subtotal 38.00
Total Veterinary Score 37.00	Total Veterinary Score 40.00	Total Veterinary Score 40.00	Total Veterinary Score 39.00	Total Veterinary Score 38.00
RIDE MANAGEMENT SCORE SHEET B. Time Factor	RIDE MANAGEMENT SCORE SHEET B. Time Factor	RIDE MANAGEMENT SCORE SHEET B. Time Factor	RIDE MANAGEMENT SCORE SHEET B. Time Factor	RIDE MANAGEMENT SCORE SHEET B. Time Factor
Ride Time This Rider 14:12 Ride Time of Winner 13:46 Difference 26.00 Maximum 200.00 Less Difference (-) 174.00 Total Time Score 174.00	Ride Time This Rider 14:25 Ride Time of Winner 13:46 Difference 39.00 Maximum 200.00 Less Difference (-) 161.00 Total Time Score 161.00	Ride Time This Rider 14:17 Ride Time of Winner 13:46 Difference 31.00 Maximum 200.00 Less Difference (-) 169.00 Total Time Score 169.00	Ride Time This Rider 14:17 Ride Time of Winner 13:46 Difference 31.00 Maximum 200.00 Less Difference (-) 169.00 Total Time Score 169.00	Ride Time This Rider 14:03 Ride Time of Winner 13:46 Difference 17.00 Maximum 200.00 Less Difference (-) 183.00 Total Time Score 183.00
B. Weight Factor	B. Weight Factor	B. Weight Factor	B. Weight Factor	B. Weight Factor
Wt. of Heaviest Rider 253 Weight of This Rider 160 Difference 93.00 Maximum 100.00 Less Diff / 2 (-) 46.50 Total Weight Score 53.50	Wt. of Heaviest Rider 253 Weight of This Rider 154 Difference 99.00 Maximum 100.00 Less Diff / 2 (-) 49.50 Total Weight Score 50.50	Wt. of Heaviest Rider 253 Weight of This Rider 159 Difference 94.00 Maximum 100.00 Less Diff / 2 (-) 47.00 Total Weight Score 53.00	Wt. of Heaviest Rider 253 Weight of This Rider 203 Difference 50.00 Maximum 100.00 Less Diff / 2 (-) 25.00 Total Weight Score 75.00	Wt. of Heaviest Rider 253 Weight of This Rider 253 Difference 0.00 Maximum 100.00 Less Diff / 2 (-) 0.00 Total Weight Score 100.00
Total Score = A + B + C 597.50	Total Score = A + B + C 611.50	Total Score = A + B + C 622.00	Total Score = A + B + C 634.00	Total Score = A + B + C 663.00
Sunday, April 03, 2011	Page 1 of 2			

BEST CONDITION report mimics the AERC form. It lists the BC scores for all the eligible BC riders. Those who did not stand *have now been eliminated from the report* with the winner being the right most entry on the last page. I have also added a "HIGH VET SCORE" at the top of the page. At this particular ride, it was a tie...


Multi-Day Awards report is new, and not as good as I would like it to be. When selected from the **MAIN MENU** screen, it will display the following:


Print Multi Day Awards

Endurance Ride Information Center (ERIC) 2008 Big South Fork Pioneer Endurance Ride

Select the rides you wish to group by pressing the CTRL key and clicking with you mouse.
When finished press the PRINT button.

AHA CTR	9/4/2008
Thursday 50 Mile Ride	9/4/2008
Thursday 30 Mile Ride	9/4/2008
Friday 55 Mile Ride	9/5/2008
Friday 30 Mile Ride	9/5/2008
Saturday AHA 100	9/6/2008
Saturday 100 Mile Ride	9/6/2008
Saturday 50 Mile Ride	9/6/2008
Saturday 30 Mile Ride	9/6/2008




EXIT

Select the rides that you want to include from the list of rides and press the Print button. The report will show all the competitors who rode the same horse in the rides you selected, along with their ride time, both by ride and totaled. There are some problems with this report, and I plan on making it better in the future – use with care.

Multi-Day Results

2008 Big South Fork Pioneer Endurance Ride Thursday 30 Mile Ride - Friday 30 Mile Ride - Saturday 30 Mile Ride

Anderson, Suzie	11:05			
Thursday 30 Mile Ride		Rhythm In Red (Red)	03:48 FW	Finished
Friday 30 Mile Ride		Rhythm In Red (Red)	03:18 FW	Finished
Saturday 30 Mile Ride		Rhythm In Red (Red)	03:59 FW	Finished
Baker, Jacqueline	9:46			
Thursday 30 Mile Ride		Toh Hiz Destiny (Romeo)	05:03 LW	Finished
Friday 30 Mile Ride		Toh Hiz Destiny (Romeo)	04:43 LW	Finished
Saturday 30 Mile Ride		Toh Hiz Destiny (Romeo)	LW	Lame
Baker, JoAnn	14:42			
Thursday 30 Mile Ride		Staconepov (Stoli)	05:02 MW	Finished
Friday 30 Mile Ride		Staconepov (Stoli)	04:43 MW	Finished
Saturday 30 Mile Ride		Staconepov (Stoli)	04:57 MW	Finished
Gowen, Patsy	11:01			
Thursday 30 Mile Ride		PW September Hero	03:46 LW	Finished
Friday 30 Mile Ride		PW September Hero	03:17 LW	Finished
Saturday 30 Mile Ride		PW September Hero	03:58 LW	Finished

AHA CTR Process

Record AHA CTR Pulse

Record AHA CTR Scores

Print AHA CTR Awards



CTR Awards

2009 AHA National Distance Championship AHA Purebred Competitive Trail Championship

28-Oct-2009

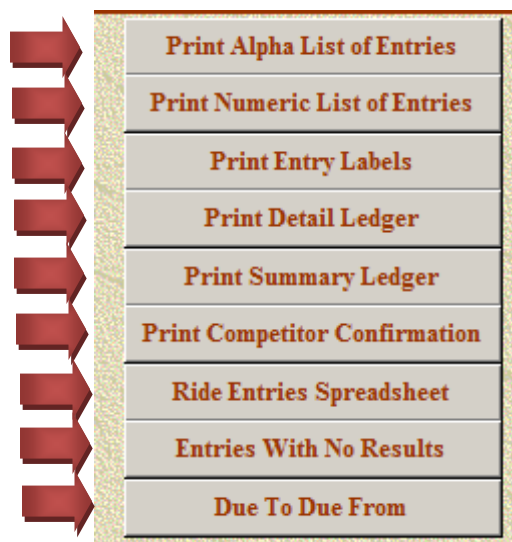
Entry	Rider Name	Rider AHA #	Horse Name	Horse AHA #	Score	Pull Code
01A	Meg Sleeper	458388	Syrocco Gabriel (Moose)	595141	196.00	
30A	Cynthia Mettes	717553	2BDetermined		192.00	
25A	Jitske Miedema-Staker		Brash N Sassy	548021	191.50	
17A	Debra Bulcock	707575	Amiri Zambis (Jake)	0614566	191.25	
05A	Robin Schadt		Sassy Aspen	563178	188.00	
12A	Nelia Rueter	326083	Cherwona ()	0606873	181.50	
22A	Selena Copeland	597658	Carmaleata	581979	0.00	Scratched
20A	Lisa Gallery	594982	AL Saham Najiy	466307	0.00	Scratched
18A	Brenda Wyant	594987	Amid Asim	541687	0.00	Scratched
14A	Candy Barbo	583564	CR Windsor (Windsor)	583564	0.00	Scratched
10A	Kathryn Paul	374881	Hey Dude (Dude)	558311	0.00	Pulled

Tuesday, November 10, 2009

Page 1 of 1

The **CTR Awards** report is a simple listing of the results of a CTR. Listing the highest score first.

The Event Reports



Alpha List of Competitors

2009 Big South Fork Pioneer Endurance Ride

Name	DIV RIDE NAME	NUMBER	HORSE NAME
Azar, Julie	LW Friday 30 Mile Ride	L85	JA Calope Bay (Ople)
Bacopoulos, Laurie	LW Friday 30 Mile Ride	L16	Midesto
Baessler, Lucy H.	LW Thursday 30 Mile Ride	L36	Lisette
	Saturday 30 Mile Ride	L36	Lisette
Barnett, James	MW Thursday 30 Mile Ride	L156	Shahok Wave (Shahok)
Bates, Garrie	HW Thursday 50 Mile Ride	61	Lucky Dallas Gold
	Friday 30 Mile Ride	L62	Crackers Black Magic
	Saturday 30 Mile Ride	L61	Lucky Dallas Gold
Bates, Marshall	LW Thursday 30 Mile Ride	L60	MZ Hazel
	Friday 30 Mile Ride	L60	MZ Hazel
	Saturday 30 Mile Ride	L60	MZ Hazel
Beason, Carl	HW Thursday 50 Mile Ride	18	Samraff El Hilal (Sunny)
	Friday 55 Mile Ride	18	Samraff El Hilal (Sunny)
Bell, Cynthia	MW Saturday 100 Mile Ride	*139	BSF Take A Chance (Chance)
Bellafato, Renee	LW Saturday 30 Mile Ride	L65	Silver Xerox (Xerox)
Boelt, Sara A.	HW Friday 30 Mile Ride	L111	SHF Baastro (Aastro)
Broadus, Kathy	LW Saturday 100 Mile Ride	*165	Tidbit
Brown, Ron	MW Thursday 30 Mile Ride	L97	CB Quiddity (Luna)
Burris, Robin	FW Friday 30 Mile Ride	L124	HR Fly Bye Knight (Jet)
	Saturday 50 Mile Ride	53	Akrysteel Cloud (Cloud)
Burris, Zabrina	JR Friday 30 Mile Ride	L125	El Magic Melody (Magic)
Carlson, Joylen	LW Thursday 30 Mile Ride	L148	Kala

Page 1 of 8

Numeric List of Entries

2009 Big South Fork Pioneer Endurance Ride

ENTRY NUMBER	RIDE NAME	RIDER NAME
1	Rushcreek Rising	
L1	Friday 30 Mile Ride	Schoech, Tamra
2	Kamakazi Bay B (Kit)	
2	Thursday 50 Mile Ride	Schoech, Joseph
4	Razira Falih (Razzy)	
L4	Thursday 30 Mile Ride	Gage, Jim W.
L4	Saturday 30 Mile Ride	Gage, Jim W.
5	Kontiki's Rocket (Rocket)	
L5	Thursday 30 Mile Ride	Clark, Peggy
7	Vermilion Fox Fire (Fox Fire)	
L7	Thursday 30 Mile Ride	Cota, Ken
L7	Friday 30 Mile Ride	Cota, Ken
8	JS Comet (O'Ryan)	
*8	Saturday 100 Mile Ride	Newman, Cheryl
10	FFC First Csea Lord (Winston)	
*10	Saturday 100 Mile Ride	Kollath, Marbeth
13	Santana (Tanna)	
13	Thursday 50 Mile Ride	Johnson, April
14	Oaks Dessert Wind (Serts)	
L14	Friday 30 Mile Ride	Johnson, April
15	Ibn Tom Terrific (Ibn)	
L15	Thursday 30 Mile Ride	Waddington, Steffanie
L15	Friday 30 Mile Ride	Waddington, Steffanie
L15	Saturday 30 Mile Ride	Waddington, Steffanie
16	Midesto	
L16	Thursday 30 Mile Ride	Hudgins, Gerald
L16	Friday 30 Mile Ride	Bacopoulos, Laurie
17	Koweta Daklan	
L17	Friday 30 Mile Ride	Hudgins, Gerald
L17	Saturday 30 Mile Ride	Hudgins, Gerald
18	Samraff El Hilal (Sunny)	
18	Thursday 50 Mile Ride	Beason, Carl
18	Friday 55 Mile Ride	Beason, Carl

Wednesday, September 23, 2009

Page 1 of 10

The **ALPHA LIST OF COMPETITORS** is a alphabetic list of all the competitors, the **NUMERIC LIST OF COMPETITORS** is a listing by entry number of the horse listing under their names, the rides that they have signed up for along with the entry number and horse's name. I give these to the timers so they have an overall "player roster".

Abbott, Marcelle Natta Lotta Gold (Jr.) AHA 50 Purebred Champion 70A	Abbott, Marcelle Natta Lotta Gold (Jr.) AHA Combined 50 Mile Cha 70A	Abbott, Marcelle Natta Lotta Gold (Jr.) Open 50 Mile AERC Ride F 70A
Asher, Donna R. Opeysa Traveller (Travel) Open AERC LD Friday 89	Augustine, David A. Shyrocco Troilus (Troy) Open 50 Mile AERC Ride F 85	Aune, Sherry Cabernet Sauvignon (Cabb) AHA Combined 50 Mile Cha 61H
Aune, Sherry Cabernet Sauvignon (Cabb) AHA HA/AA 50 Mile Champi 61H	Aune, Sherry Cabernet Sauvignon (Cabb) Open 50 Mile AERC Ride F 61H	Barbo, Candy CR Windsor (Windsor) AHA Combined CTR Champio 14A
Barbo, Candy CR Windsor (Windsor) AHA Purebred Competitive 14A	Bates, Garrie Lucky Dallas Gold Open 50 Mile AERC Ride F 80	Beason, Carl Samraff El Hilal (Sunny) AERC Open 100 Mile Tuesd 216
Beason, Karen Jupiters Moon (Hawk) AERC Open 100 Mile Tuesd 217	Brocklev, Josh Dakila+ AHA 50 Purebred Champion 63A	Brocklev, Josh Dakila+ AHA Combined 50 Mile Cha 63A
Brocklev, Josh Dakila+ Open 50 Mile AERC Ride F 63A	Broussard, Russell TLC Starlyte Express (Ex) Open 50 Mile AERC Ride F 574	Bulcock, Debra Amiri Zambis (Jake) AHA Combined CTR Champio 17A
Bulcock, Debra Amiri Zambis (Jake) AHA Purebred Competitive 17A	Bulcock, Robert Miss Monroe (Marilyn) AHA Combined CTR Champio 16H	Bulcock, Robert Miss Monroe (Marilyn) AHA HA/AA Competitive Tr 16H
Burton, Amber Supreme Temptation RF (B) Open 50 Mile AERC Ride F 76	Burton, Amber Supreme Temptation RF (B) Open AERC 50 Mile Ride T 76	Burton, Louise Am I Blue+ (Ducky) 2009 Combined AHA 100 Mi 212H
Burton, Louise Am I Blue+ (Ducky) AERC Open 100 Mile Tuesd 212H	Burton, Louise Am I Blue+ (Ducky) AHA HA/AA 100 Mile Champ 212H	Butler, Darolyn DJB K De Cielo (Cielo) 2009 Combined AHA 100 Mi 220A
Butler, Darolyn DJB K De Cielo (Cielo) AERC Open 100 Mile Tuesd 220A	Butler, Darolyn DJB Tessarah (Tess) AHA 50 Purebred Champion 91A	Butler, Darolyn DJB Tessarah (Tess) AHA Combined 50 Mile Cha 91A

PRINT ENTRY LABELS is a holdover from when I printed five line labels with entry info that I put on the rider packet. I no longer do this, so this report has not been used in a few years and might need work. If anyone wants labels, I am more than willing to revive the report.

Detail Ledger **2009 Big South Fork Pioneer Endurance Ride**

Azar, Julie		Balance Due	\$0.00
Fee		Amount	
1 Friday Extra Meal		\$5.00	
1 AERC Non-Member Fee		\$15.00	
1 30 Mile Entry Fee		\$85.00	
	Total Fees	\$105.00	
Check Number		Amount	
	1258	\$105.00	
	Total Amount Paid	\$105.00	

Bacopoulos, Laurie		Balance Due	\$0.00
Fee		Amount	
1 30 Mile Entry Fee		\$85.00	
	Total Fees	\$85.00	
Check Number		Amount	
	3493	\$85.00	
	Total Amount Paid	\$85.00	

Baessler, Lucy H.		Balance Due	\$0.00
Fee		Amount	
2 30 Mile Entry Fee		\$170.00	
	Total Fees	\$170.00	
Check Number		Amount	
	16166	\$170.00	
	Total Amount Paid	\$170.00	

Wednesday, September 23, 2009

Page 1 of 46

The **DETAIL LEDGER** is a listing by rider that lists their fees then listing their payments and showing a balance.

Summary Ledger **2009 Big South Fork Pioneer Endurance Ride**

FEE S CHARGED

Day	Fee	Count	Amount
ALL RIDE	30 Mile Entry Fee	2	\$170.00
ALL RIDE	AERC Non-Member Fee	1	\$15.00
ALL RIDE	Fee Waived	5	\$0.00
ALL RIDE	Friday Extra Meal	38	\$190.00
ALL RIDE	Saturday Extra Meal	26	\$130.00
ALL RIDE	Thursday Extra Meal	28	\$140.00
ALL RIDE	100 Mile Entry Fee	1	\$145.00
Thursday	50 Mile JR Entry Fee	1	\$45.00
Thursday	50 Mile Entry Fee	36	\$3,060.00
Thursday	30 Mile JR Entry Fee	1	\$45.00
Thursday	30 Mile Entry Fee	29	\$2,465.00
Thursday	AERC Non-Member Fee	2	\$30.00
Friday	AERC Non-Member Fee	4	\$60.00
Friday	30 Mile Entry Fee	36	\$3,060.00
Friday	30 Mile JR Entry Fee	2	\$90.00
Friday	50 Mile JR Entry Fee	1	\$45.00
Friday	50 Mile Entry Fee	21	\$1,785.00
Saturday	100 Mile Entry Fee	9	\$1,305.00
Saturday	30 Mile Entry Fee	23	\$1,955.00
Saturday	50 Mile Entry Fee	24	\$2,040.00
Saturday	50 Mile JR Entry Fee	1	\$45.00
Saturday	AERC Non-Member Fee	2	\$30.00
			\$16,850.00

PAYMENT S RECEIVED

Payment Type	Count	Amount
Cash	11	\$795.00
Checks	155	\$16,055.00
		\$16,850.00

Wednesday, September 23, 2009

Page 1 of 1

The **SUMMARY LEDGER** is a summary list of all fees charged and all payments collected.

Competitors Confirmation Sheet				
2011 Red Barn Run				
Ayers, Anna McQuaid		M21021	Weight Division	AHA Number
			Featherweight	
Bocart	GA	30622-	First Time Rider	<input type="checkbox"/>
Competitor Entries				
Ride Name	Horse Number	Horse Name	Entry Number	AHA Number
Friday 50	H40864	Koweta Vincent (Vinny)	172	
Saturday 50	H45614	Koweta Call Me Dakari (Kari)	173	1A368351
Fees				
	Fee		Amount	
	1 Small Adult T-Shirt		\$0.00	
	2 50 Mile Senior Ride Fee		\$190.00	
		Total Fees	\$190.00	
Payments				
	Check Number		Amount	
		2080	\$170.00	
		2048	\$20.00	
		Total Amount Paid	\$190.00	
		Balance Due	\$0.00	
Checklist				
	<input type="checkbox"/> AERC Membership Card			
	<input type="checkbox"/> Neosative Coodins			
Notes / Comments:				

The **COMPETITORS CONFIRMATION SHEET** lists the competitor's information, information about the riders entered, fees charged, payments received and checklist items. They can be mass printed (right before you stuff packets, or printed as each entry is entered. I use it as a receipt also, printing a new one when entries are changed and I remember.

Friday 30 Mile_09012011.xls [Compatibility Mode] - Microsoft Excel																
Big South Fork Pioneer Endurance																
RiderLast Name	First Name	AERC Num	Division	City	State	Year	Horse Name	AERC Num	Horse Breed	Ride Name	Distance	Start Date	Start Time	Placing	Completion Time	Completion Code
Brown	Ron	M36746	Middleweight	Lexington	KY	L53	CB Quiddity	H40132	Arabian	Friday 30 Mile	30	9/10/2010	8:00	6	12:30:00	Finished
Champion	Erin	M35428	Featherweight	Clinton	TN	L95	My Lords Solomon	H46365	Arabian	Friday 30 Mile	30	9/10/2010	8:00	4	12:16:01	Finished
Cota	Ken	M36485	Lightweight	Midway	GA	L5	Vermillion Fox Fire	H41419	Arabian	Friday 30 Mile	30	9/10/2010	8:00	3	12:16:00	Finished
Farrar	Alice C.	M18443	Lightweight	Gray	GA	L31	SMS Apache Shadodanz	H37053	Half-Arabian	Friday 30 Mile	30	9/10/2010	8:00	12	13:29:00	Finished
Jarina	Stella	M34198	Featherweight	Milton	FL	L30	Annaway We Go	H38069	Arabian	Friday 30 Mile	30	9/10/2010	8:00	14	14:36:00	Finished
Jones	Edith	M36381	Middleweight	Morrison	TN	L69	BW Miss Lady Luck	H41287	Arabian	Friday 30 Mile	30	9/10/2010	8:00	7	12:30:01	Finished
King	Cindy	M39639	Middleweight	Piney Flats	TN	L61	Barooga Bullet A	H46271	Standardbred	Friday 30 Mile	30	9/10/2010	8:00	15	14:38:00	Finished
Knight	Betsey	M30120	Lightweight	Philadelphia	TN	L81	Cochise	H43109	Arabian	Friday 30 Mile	30	9/10/2010	8:00	8	12:38:00	Finished
Larrimore	Jane	M18357	Middleweight	Gray	GA	L63	TLC Kopper Kadin	H44044	Half-Arabian	Friday 30 Mile	30	9/10/2010	8:00	13	13:29:01	Finished
Liddell	Anne	M33276	Featherweight	Hernando	MS	L7	RJ Baskanova	H37702	Arabian	Friday 30 Mile	30	9/10/2010	8:00	5	12:28:00	Finished
May	Frank	M37487	Middleweight	Elizabethton	TN	L17	Menes Gift	H40594	Arabian	Friday 30 Mile	30	9/10/2010	8:00	2	12:13:00	Finished
Mounce	Maranda	M39401	Featherweight	Knoxville	TN	L64	My King Starbert	H45909	Quarter Horse	Friday 30 Mile	30	9/10/2010	8:00	9	12:46:00	Finished
Nicholson	Holly	M32556	Middleweight	Seymour	TN	L90				Friday 30 Mile	30	9/10/2010	8:00			Lame
Petrus	Johnny	M32831	Middleweight	Spartanburg	SC	L78	CM Morocco	H45699	Arabian	Friday 30 Mile	30	9/10/2010	8:00	10	12:46:01	Finished
Watson	Morgan	M36785	Lightweight	Clinton	TN	L94	My Lords Elisha	H46366	Arabian	Friday 30 Mile	30	9/10/2010	8:00	1	12:12:00	Finished
Worden	Lara	M30701	Middleweight	Iron Station	NC	L37	KF Leprechaun	H45344		Friday 30 Mile	30	9/10/2010	8:00	11	13:06:00	Finished

The **Ride Entries Spreadsheet** lists almost all the information captured in the system for an entry.

2011 Red Bam Run

Entries With No Results

RIDE NAME	COMPETITOR	ENTRY
Saturday Fun Ride	Cass Beall	F230
	Landon Beall	F231
	Tim Edge	F178
	Amy Harris	F229
	Lawton Harris	F228
	James Rudolph	F126
	Andrew Sawyer	F93
	Susan Shuman	F217
	Linda Yopp	F234

The **Entries With No Results** is used to find the “Did Not Start” competitor and help with refunds.

Due To / Due From

2008 Big South Fork Pioneer Endurance Ride

Name	Amount Paid	Entry Fees	Non-Entry Fees	Difference
Abbate, Megan	\$85.00	\$85.00		\$0.00
Abemathy, Dana Critz	\$90.00	\$85.00	\$5.00	\$0.00
Anderson, Suzie	\$270.00	\$255.00	\$15.00	\$0.00
Ansorge, Peter				\$0.00
Baessler, Lucy H.	\$205.00	\$85.00	\$35.00	\$85.00
Bailey, Alison G.	\$175.00	\$85.00	\$5.00	\$85.00
Baker, Jacqueline	\$255.00	\$255.00		\$0.00
Baker, JoAnn	\$255.00	\$255.00		\$0.00
Barnett, James	\$170.00	\$85.00		\$85.00
Barrett, Roger	\$170.00	\$85.00		\$85.00
Bates, Garrie	\$255.00	\$255.00		\$0.00
Bates, Marshall	\$170.00	\$170.00		\$0.00
Becker, Maggie	\$100.00	\$90.00	\$10.00	\$0.00
Becker, Sharon	\$85.00			\$85.00
Bell, Cynthia	\$150.00	\$145.00	\$5.00	\$0.00
Bellafato, Joe	\$140.00	\$85.00	\$55.00	\$0.00
Bellafato, Renee	\$90.00	\$85.00	\$5.00	\$0.00
Bennett, David	\$90.00	\$85.00	\$5.00	\$0.00
Boelt, Sara A.				\$0.00
Brudner, Jonie	\$230.00	\$230.00		\$0.00
Bulck, Debbie	\$185.00	\$170.00	\$15.00	\$0.00
Bullock, Julie A.	\$145.00	\$145.00	\$0.00	\$0.00
Burns, Robin	\$170.00	\$170.00		\$0.00
Buttram, Joni	\$120.00	\$45.00		\$75.00
Capps, Bob	\$100.00	\$85.00	\$15.00	\$0.00
Capps, Katherine	\$180.00	\$255.00	\$10.00	(\$85.00)
Carey, JoAnn	\$100.00	\$85.00	\$15.00	\$0.00
Carrie, Dawn K.				\$0.00
Carrie, N. Ross				\$0.00
Carril, Scott	\$170.00	\$170.00		\$0.00
Carril, Theresa	\$255.00	\$170.00		\$85.00
Cash, Maggie	\$225.00	\$170.00		\$55.00
Caudill, Connie Burns	\$170.00	\$170.00		\$0.00
Chapman, Ronald L.	\$85.00	\$85.00		\$0.00
Choate, Lenore	\$110.00	\$85.00	\$55.00	(\$30.00)
Clark, Jeanne	\$175.00	\$85.00	\$5.00	\$85.00

Sunday, November 27, 2011

Page 1 of 5

The **Due To / Due From** lists all the competitors and show their balance.

**ARABIAN HORSE ASSOCIATION**10000 East Bethany Drive
Aurora, Colorado 80014
www.ArabianHorses.orgPhone 303-698-4600
Fax 303-698-4699
info@ArabianHorses.org

ENTRY NUMBER:

01A**COMPETITIVE TRAIL RIDE SCORE CARD**

RIDE NAME: AHA Combined CTR Championship

RIDE DATE: 28-Oct-09 DISTANCE: 70

RIDER NAME: Meg Sleeper

AHA NUMBER: 458388

HORSE NAME: Syrocco Gabriel (Moose)

AHA REGISTRATION NUMBER: 595141

PULSE (0-20)										Maximum penalty points per day, 10 minute recovery time									
8th: HRM:	1st	Re	2nd	Re	3rd	Re	4th	Re	Subtotal	1st	Re	2nd	Re	3rd	Re	4th	Re	Subtotal	Total Pulse
11+ 0 44+ 0									Day 1									Day 2	Score
12+ 1 45+ 25	Pulse	0	40		43		44			43		39							
13+ 2 46+ 50																			
14+ 3 47+ 75	Score	0	0	0	0	0	0	0	0	0	0	0	0	0	0	0	0	0	0
15+ 4 48+ 1																			
16+ 5 49+ 1.25																			
17+ 6 50+ 1.50																			

(Pulse recds (20 minutes) are recorded but not scored. Deduct an additional 5 points per pulse hold)

(Pulse records (20 minutes) are recorded but not scored. Deduction additional 5 points per pulse hold)

PRE-RIDE EXAM		DAY 1		PENALTY POINTS		DAY 2		PENALTY POINTS	
Not to be scored Reference only									
METABOLICS (0-20)		Maximum penalty points per day							
Dehydration		1		1		0			
Capillary Refill		0		0		0			
Anal Tone		0		0		0			
Muscle Tone		0		0		0			
Gut Sounds		1		0		1			
Other		0		0		0			
				0		0			
TACK AREA (0-10)		Maximum penalty points per day							
Back/Girth/Chest/Cutupper		0		0		0			
Head & Mouth		0		0		0			
				0		0			
LEGS (0-15)		Maximum penalty points per day							
Left Fore		0		0		0			
Right Fore		0		0		0			
Left Rear		0		0		0			
Right Rear		0		0		0			
- interference/Binding/Filling/Heat/Pain -				0		0			
SOUNDNESS / LAMENESS (0-15)		Maximum penalty points per day							
Soundness		0	G-1	1	G-1 (-3)	3			
— Sound (0) / 0-1 Very Slight (1-4) / 0-2 Moderate-Severe (5-15) / 0-3 or 0-4 Disqualification —				1		4			
FATIGUE (0-15)		Maximum penalty points per day							
Impulsion		0		0		0			
Coordination		0		0		0			
Willingness		0		0		0			
				0		0			
MANNERS (0-5)		Maximum penalty points per day							
Manners		0		0		0			
				0		0			

Judge 1	_____	Day 1 Beginning Score	100	Day 2 Beginning Score	100	TOTAL SCORE 196
Judge 2	_____	Day 1 Pulse Score	0.00	Day 2 Pulse Score	0.00	
Steward	_____	Day 1 Penalty Points	1.00	Day 2 Penalty Points	3.00	
		Total Day 1 Score	99.00	Total Day 2 Score	97.00	

PLACING

The CTR Score card can be produced at anytime during the ride. It should be most helpful to verify score card math errors, or it could be used in place of the multi-form score cards.

Miscellaneous Screens



The **Import AERC Members** process button allows you to load / update any or all of the AERC membership. Mike Maul and I have come up with a protocol for getting updates. If you click on the [Download latest AERC Members update here](#), you will be asked to enter a month. The default is the current month, but if it is close to the first of the month (before the 10th), you may have to use the previous month. Save the download in the “C:\ERIC\AERC Download Base” directory. Then follow the instructions on the screen.

A screenshot of a software window titled 'ImportAERCMembers'. The window has a yellow background with a subtle pattern. At the top, it says 'Endurance Ride Information Center (ERIC)' and '2011 Red Barn Run'. Below that is a blue link: 'Download latest AERC Members update here'. A large orange-bordered box contains four steps: STEP 1) Download the AERC Members update file(s) needed from the AERC web site; STEP 2) Save the file as an .xls file type in folder 'C:\ERICAERC Download Base'; STEP 3) Change the field below to the full path of the file you just saved or use the Browse button to select it; STEP 4) Press the Import AERC Paid Members button. Below the box, there is a label 'Import Dataset' followed by a 'BROWSE' button. A text field contains the path 'C:\ERICAERC Download Base\2008_ER_Member.xlsx'. To the right of the text field is a button labeled 'Import AERC Paid Members'. In the bottom right corner, there is a small icon and the word 'EXIT'.

The **Import AERC Horses** uses the same basic logic as the Import AERC Members. An update dataset will be downloaded from the AERC website which contains all new horses and changes to existing horses since a given date. This process will then either update the AERC Horse table or insert a new row.

CreateModifyAERCHorses

Endurance Ride Information Center (ERIC)
2008 Big South Fork Pioneer Endurance Ride

AERC HORSE NUMBER	HORSE NAME	HORSE NICKNAME	HORSE SEX	HORSE BREED	HORSE BREED REGISTRATION NUMBER
1	Kahlil Khai		Gelding	Arabian	
10	Bucky		Gelding	Grade	
100	Greenpine Gertrude		Mare	Other	31439
1000	Razzberri Mara		Gelding	Appaloosa	T31846
10000	Tucker		UNKNOWN	Mule	
10002	Gero		Gelding	Grade	
10003	Al Shankar	Mel	Gelding	Arabian	040137
10004	BC Enforcer	Einstein	Gelding	Arabian	037418
100045	Ice Folly		UNKNOWN	Arabian Cross	
10005	Derwisz Gold	Dervy	Gelding	Arabian	020737
10006	Arabiyya Riih	Riih	Mare	Arabian	027875
10007	Cayenne		Mare	Other	
1001	The Rebel		Gelding	Grade	
10010	Okie Joe		UNKNOWN	Arabian	
10011	Sa Quebar		Gelding	Arabian	296272
10012	Miss Scarlett O'Hara	Scarlett	Mare	Mule	
10013	Jmm Mandatesangel	Angel	Mare	Arabian	032209
10014	Butch		Gelding	Grade	
10015	Samaka Fahim		Gelding	Arabian	235691
10016	Bold Apollo +		Gelding	Arabian	035612
10017	Superstision		Mare	Arabian Cross	024841
10018	C a 's Elite Chick		Mare	Appaloosa	440763
10019	Skips Glamour Bars		Mare	Other	X39067
1002	Regal Kalypso	Kalypso	Gelding	Arabian	096772

Record 1 of 31831

The **Create Modify AERC Horses** is used to help lookup horses where the owner has not communicated the horses name or number correctly (you cannot read their hand-writing and you want to see if something is “close” ;-))

AERCMembers

Endurance Ride Information Center (ERIC)
2008 Big South Fork Pioneer Endurance Ride

AERC NUMBER M20853	AERC MEMBERSHIP EXPIRATION DATE 12/1/1999				
FIRST NAME Lone	LAST NAME Aalekjar	HOME PHONE	CELL PHONE	EMERGENCY PHONE	
ADDRESS		eMAIL ADDRESS			
CITY	STATE	ZIP	REGION UN	DIVISION Senior	VET <input type="checkbox"/>

AERC NUMBER 3044	AERC MEMBERSHIP EXPIRATION DATE 12/1/1900				
FIRST NAME Brett G	LAST NAME Aanerud	HOME PHONE	CELL PHONE	EMERGENCY PHONE	
ADDRESS		eMAIL ADDRESS			
CITY	STATE	ZIP	REGION	DIVISION Senior	VET <input type="checkbox"/>

AERC NUMBER 3402	AERC MEMBERSHIP EXPIRATION DATE 12/1/1900				
FIRST NAME Chris	LAST NAME Aanerud	HOME PHONE	CELL PHONE	EMERGENCY PHONE	
ADDRESS		eMAIL ADDRESS			

Record 1 of 24751

Create Modify AERC Members serves the same purpose as the Create Modify AERC Horses.

Are you an M\$Access programmer? Want to take a shot at a new report / process??? I will be happy to send you the complete DB and code; you just have to share with the rest of us, when you are done.

Have an idea for an improvement? Just send me a note describing what could be improved or added, and we can start looking at it – no promises except that it will not cost you anything.