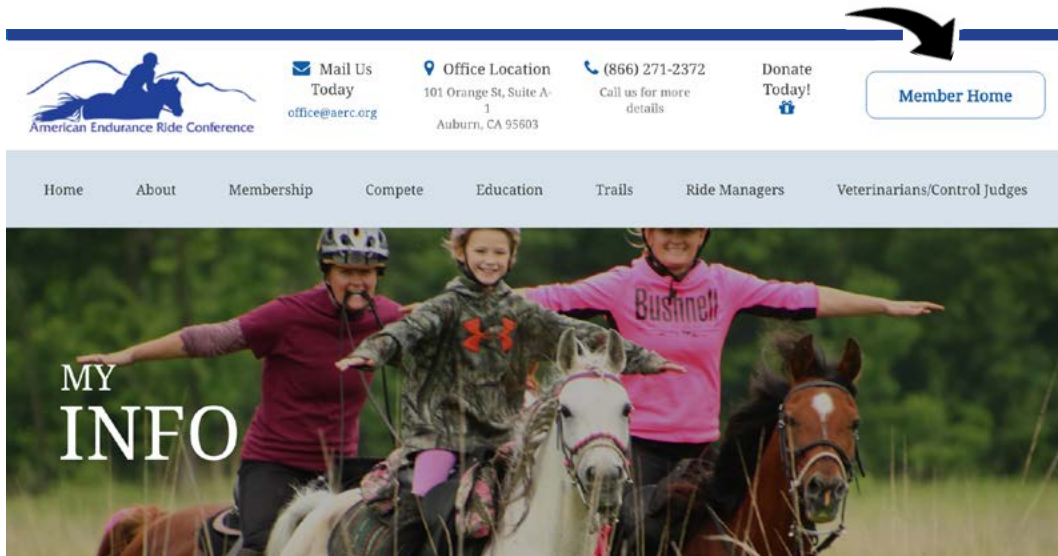


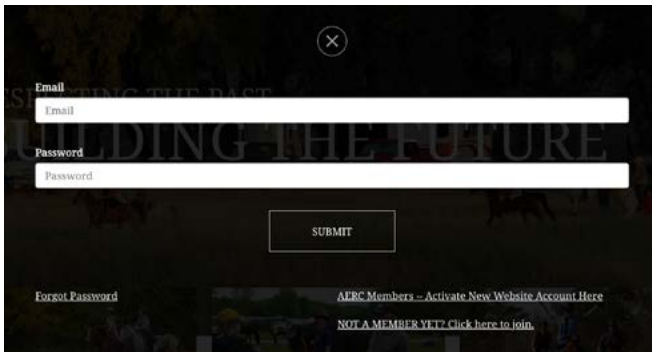


Welcome to the new AERC website!

Here's how to log in and take advantage of the special member-only pages the website has to offer:



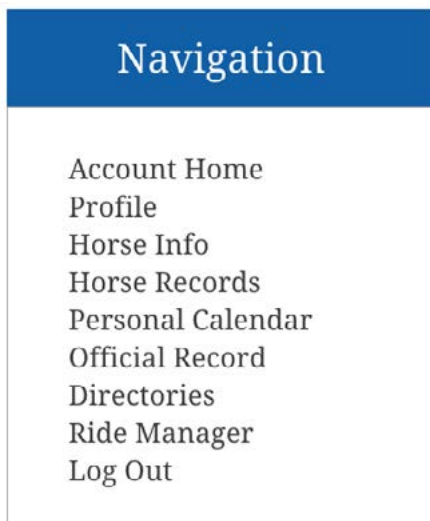
* Go to AERC.org, and click on the Member Login box at the top right of the page.



* At this screen, click on “AERC Members – Activate New Website Account Here.” Type in the email address associated with your AERC account and member number. Enter a password and verify it, then hit Submit.

* To log in, all members need their own email address. *There is a workaround if a family member does not have their own*

email account. Say your email is JaneSmith@gmail.com. You can get a login (say, for your daughter Mary) as JaneSmith+Mary@gmail.com. The email for your daughter will come to your email address. (Email endurancenews@aerc.org or call us at 866-271-2372 if you have any questions.)



Explore your member-only options only!

- * The My Info page has a wealth of information for you.
- * The Navigation box (see at left) allows you to check information (for you and your equines) on file with AERC, set up your own personalized ride calendar, find other member's contact information, and quick-start ride management links.
- * Find upcoming AERC rides in your region!
- * Quick look at your total miles and current season points.
- * We realize that there may some issues as we roll out the new website. Contact us with comments: endurancenews@aerc.org